

ZAPPE - COLTELLI

COUTEAUX

BLADES

MESSER-SCHLEGELMESSER

HOJAS

DENTI PER ERPICI

DENTS DE RECHANGE POUR HERSES ROTATIVES

SPARE TINES FOR ROTARY HARROWS

KREISELEGGENZINKEN

DIENTES PARA GRADAS DE DIENTES

MOLLE PER VIBROCOLTIVATORI

RESSORTS POUR CULTIVATEURS

CULTIVATOR SPRINGS

KULTIZINKEN

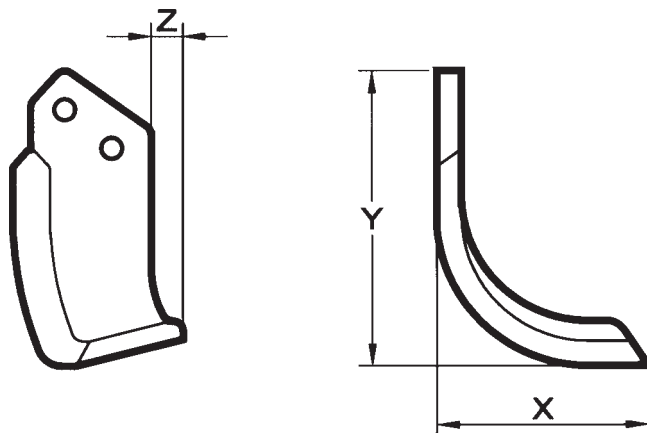
MUELLES PARA VIBROCULTIVADORES



ZAPPE - COLTELLI - DENTI - LAME - MOLLE

Articoli adattabili alle seguenti marche:

ZAPPE - COLTELLI
 COUTEAUX
 BLADES
 MESSERN
 AZADILLAS - HOJAS



ARTICOLO	MARCA DELLA MACCHINA	LATO	Ø FORO	INTE-RASSE mm.	PIATTO	DISEGNO	MISURE	PESO	FORMA	CODICE ORIGINALE
----------	----------------------	------	--------	----------------	--------	---------	--------	------	-------	------------------

BADALINI













55001	Multifresa F.777	Dx	10,5	30	50x6			x = 55 y = 138	360	Curva
55002		Sx								

BARBIERI

56927	Giaguaro FB1600 AR/EL	Dx	10,5	76	40x6			x = 75 y = 200 z = 20	380	Curva
56928		Sx								
56929	RL F1 Squadra	Dx	10,5	38	50x6			x = 63 y = 188	470	Squadro
56930		Sx								
56931	RLG3 Gazzella Arco	Dx	10,5	68	45x5			x = 62 y = 225	380	Curva
56932		Sx								
56933	RLF1 S.1500 Rinf. Arco	Dx	10,5	76	60x6			x = 80 y = 230	650	Curva
56934		Sx								
56935	RL C1 Condor Arco	Dx	10,5	76	40x6			x = 65 y = 220	400	Curva
56936		Sx								
56937	RL A1 Airone-Ghepard Arco	Dx	8,5	68	35x5			x = 62 y = 182	260	Curva
56938		Sx								
56939	RL A3 Airone Arco	Dx	8,5	68	35x5			x = 60 y = 195	270	Curva
56940		Sx								
56941	RL F1 S.1500 Zebra Arco	Dx	10,5	76	50x6			x = 65 y = 223	580	Curva
56942		Sx								
56943	B 80 Super RL G1 Arco	Dx	10,5	68	40x5			x = 63 y = 205	310	Curva
56944		Sx								

ZAPPE - COLTELLI - DENTI - LAME - MOLLE

Articoli adattabili alle seguenti marche:

ARTICOLO	MARCA DELLA MACCHINA	LATO	Ø FORO	INTE-RASSE mm.	PIATTO	DISEGNO	MISURE	PESO	FORMA	CODICE ORIGINALE	
Segue BARBIERI											
56945	Cortina Arco	Dx	8,5	68	40x5			x = 60 y = 195	330	Curva	
56946		Sx									
56947	MCG/14 Leopard Arco - Elic.	Dx	10,5	34	45x5			x = 70 y = 190	380	Curva	
56948		Sx									
56949	MCG/18 Pantera Arco	Dx	10,5	42	60x6			x = 104 y = 176	600	Curva	
56950		Sx									
55172	MCG/10 Pioneer S. 1200 Angol.	Dx	10,5	80	45x5			x = 70 y = 195	330	Curva	
55609		Sx									
BCS											
55007	715 Grillino B4	Dx	8,5	55	25x5			x = 55 y = 165 z = 20	200	Curva	582 43432
55523		Sx									582 43431
55008	705 Standard	Dx	10,5	66	30x6			x = 72 y = 190 z = 20	300	Curva	580 42306
55524		Sx									580 42307
55009	705 Paternò	Dx	10,5	41	50x6			x = 75 y = 144	370	Curva	582 42304
55525		Sx									580 42305
55011	735	Dx	10,5	27	40x6			x = 56 y = 130	255	Curva	580 43434
55526		Sx									580 43433
55760	715 Lungo tipo America	Dx	8,5	55	25x6			x = 55 y = 185 z = 20	240	Curva	
55776		Sx									
56951	725 Arco	Dx	10,5	27	40x6			x = 56 y = 115 z = 15	280	Curva	
56952		Sx									
56953	745 Sicilia AR/EL.	Dx	12,5	46	60x8			x = 74 y = 173 z = 25	650	Curva	
56954		Sx									
56955	732-Fresa 20 AR/EL.	Dx	8,5	55	30x6			x = 55 y = 193 z = 18	270	Curva	
56956		Sx									
56957	Fresa 20 Corta AR/EL.	Dx	8,5	55	30x6			x = 55 y = 170 z = 18	250	Curva	
56958		Sx									
BENASSI											
55762	RT 12/4	Dx	8,5	68	30x5			x = 55 y = 165	170	Curva	
55763		Sx									
55021	BL 50-55	Dx	8,5	68	35x5			x = 60 y = 192	260	Curva	
55764		Sx									

ZAPPE - COLTELLI - DENTI - LAME - MOLLE

Articoli adattabili alle seguenti marche:

ARTICOLO	MARCA DELLA MACCHINA	LATO	Ø FORO	INTE-RASSE mm.	PIATTO	DISEGNO	MISURE	PESO	FORMA	CODICE ORIGINALE
Segue BENASSI										
55024	RL 95 nuovo tipo	Dx	10,5	80	50x6		x = 70 y = 235	540	Curva	
55765		Sx								
55025	Serie 300/304	Dx	10,5	68	45x6		x = 60 y = 205	440	Curva	
55766		Sx								
55027	BL 75 nuovo tipo	Dx	8,5	68	40x5		x = 60 y = 195	300	Squadro	
55767		Sx								
55029	RT 401	Dx	8,5	68	30x4		x = 47 y = 164	150	Squadro	
55769		Sx								
56945	Z3 - BL75-85 Arco	Dx	8,5	68	40x5		x = 60 y = 195	330	Curva	
56946		Sx								
57001	BL30 Princess Arco	Dx	8,5	68	30x4		x = 65 y = 197	210	Curva	
57002		Sx								
57031	BL30 Princess Arco	Dx	10,5	70	40x5		x = 74 y = 215 z = 55	330	Curva	
57032		Sx								
BERTOLINI - YABE										
55771	BM 10	Dx	10,5	58	30x8		x = 70 y = 220	450	Curva	
55772		Sx								
55040	Serie 310 e 320 unificato	Dx	12,5	90	50x7		x = 102 y = 255	750	Curva	
55535		Sx								
55041	Serie 315	Dx	10,5	28	50x6		x = 90 y = 145	410	Curva	
55536		Sx								
55044	Serie 306	Dx	8,5	55	30x6		x = 72 y = 170 z = 12	270	Squadro	
55537		Sx								
56959	S.318-1681DX/1681SX Arco	Dx	10,5	28	45x6		x = 70 y = 145	350	Curva	
56960		Sx								
56961	S.300 Arco	Dx	8,5	81	30x6		x = 75 y = 220	350	Curva	
56962		Sx								
56963	S.310/S - 12522/3 Arco	Dx	12,5	90	50x6		x = 80 y = 245	570	Curva	
56964		Sx								
56965	S.309 17002D/17003S AN./EL.	Dx	9	55	30x6		x = 65 y = 168 z = 12	260	Squadro	
56966		Sx								

ZAPPE - COLTELLI - DENTI - LAME - MOLLE

Articoli adattabili alle seguenti marche:

ARTICOLO	MARCA DELLA MACCHINA	LATO	Ø FORO	INTE-RASSE mm.	PIATTO	DISEGNO	MISURE	PESO	FORMA	CODICE ORIGINALE
							x = y = z =			
Segue BERTOLINI - YABE										
56967	S.307 Arco	Dx	8,5	81	30X6			320	Curva	
56968		Sx								
56969	410-411 - 15602DX/15603SX ANG./ELIC.	Dx	8,5	55	35X6			320	Curva	
56970		Sx								
56971	Motozappa 201/202E Arco	Dx	8,5	65	30X4			160	Curva	
56972		Sx								
55008	S.305 HP 7,5 Arco - ELIC.	Dx	10,5	66	30x6			300	Curva	
55524		Sx								
56973	Motocoltivatore 401 Arco / ELIC.	Dx	8,5	58	25x5			180	Curva	
56974		Sx								
56975	BM12 E 412 Arco	Dx	12,5	41	40x8			500	Curva	
56976		Sx								
BREVIGLIERI										
55045	MM Bietole	Dx	8,5	70	30x6			290	Squadro	11076
55538		Sx								
55047	B3 - B4	Dx	14,5	46	80x8			1080	Curva	30329
55540		Sx								
55048	B1	Dx	12,5	40	70x6			660	Curva	10279
55541		Sx								
56165	B2 - B12 - BV2	Dx	12,5	57	80x7			1000	Curva	0839
56166		Sx								
55052	Multipla MB	Dx	10,5	35	50x6			340	Squadro	S/10021
55545		Sx								
BRUMI										
55060	Diesel	Dx	10,5	70	40x6			410	Curva	
55061		Sx								

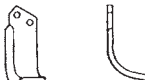
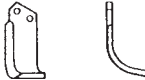







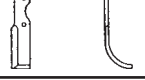
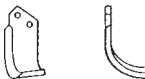
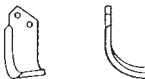
ZAPPE - COLTELLI - DENTI - LAME - MOLLE

Articoli adattabili alle seguenti marche:

ARTICOLO	MARCA DELLA MACCHINA	LATO	Ø FORO	INTE-RASSE mm.	PIATTO	DISEGNO	MISURE	PESO	FORMA	CODICE ORIGINALE
CARRARO										
55180	Carrarino HP	Dx	8,5	55	30x6		x = 59 y = 195 z = 28	290	Curva	
55187		Sx								
56551	Super HP	Dx	12,5	45	50x6		x = 90 y = 185	-	Curva	-
56552		Sx								
56553	Tigrone	Dx	12,5	55	70x8		x = 110 y = 165 z = 15	-	Curva	-
56554		Sx								
CASORZO										
56977	Su 4 Tipo Cipro Arco/Elic.	Dx	10,5	72	45x5		x = 60 y = 217 z = 20	350	Curva	
56978		Sx								
56979	Normale SU3-CU6 AR/EL.	Dx	8,5	72	35x6		x = 62 y = 205 z = 15	340	Curva	
56980		Sx								
56981	Tipo Grecia Arco/Elic.	Dx	8,5	72	45x5		x = 65 y = 192 z = 20	340	Curva	
56982		Sx								
56983	Meridione SU4 V.T.Arco	Dx	8,5	72	35x6		x = 67 y = 220	350	Curva	
56984		Sx								
56985	Vigneto CU6 Corta Ang. Elic.	Dx	8,5	72	35x6		x = 60 y = 195 z = 15	340	Curva	
56986		Sx								
56987	Vigneto Lunga SU4 Ang. Elic.	Dx	8,5	72	35x6		x = 60 y = 220 z = 15	400	Curva	
56988		Sx								
56989	Pony Arco	Dx	8,5	72	30x6		x = 80 y = 194	300	Curva	
56990		Sx								
56991	CU 125 Arco Elic.	Dx	8,5	72	30x6		x = 52 y = 195 z = 15	300	Curva	
56992		Sx								
56993	SU4/CU6 T Nuovo Arco/Elic.	Dx	10,5	72	50x6		x = 70 y = 200 z = 20	400	Curva	
56994		Sx								
CELLI										
55103	Tipo «E» - HV - HF	Dx	14,5	56	80x7		x = 135 y = 180 z = 20	1040	Squadro	322516 422512
55563		Sx								
55104	Tipo «E» - HV - HF	Dx	14,5	56	80x7		x = 135 y = 195 z = 20	960	Curva	422514
55564		Sx								
55109	Tipo «B» HP 25/55 interfil.	Dx	14,5	56	80x6		x = 135 y = 195 z = 20	850	Curva	322515
55567		Sx								

ZAPPE - COLTELLI - DENTI - LAME - MOLLE

Articoli adattabili alle seguenti marche:

ARTICOLO	MARCA DELLA MACCHINA	LATO	Ø FORO	INTE-RASSE mm.	PIATTO	DISEGNO	MISURE	PESO	FORMA	CODICE ORIGINALE
DONDI										
55047	B	Dx	14,5	46	80x8		x = 100 y = 220 z = 22	1140	Curva	
55540		Sx								
55122	0x7 per DCM/DCSM	Dx	12,5	40	70x7		x = 105 y = 190 z = 20	800	Curva	
55582		Sx								
55231	B1/N Ultimo Tipo B1 Arco Elic.	Dx	14,5	46	80x8		x = 112 y = 228 z = 22	1220	Curva	
55643		Sx								
55169	M per DM Arco Elic.	Dx	12,5	54	70x6		x = 113 y = 205 z = 22	720	Curva	
55606		Sx								
EUROSYSTEMS										
56971	Euro 5 Arco	Dx	8,5	65	30x4		x = 60 y = 197	160	Curva	
56972		Sx								
56995	Euro 6 Arco/Elic.	Dx	8,5	73	35x5		x = 69 y = 169 z = 17	270	Curva	
56996		Sx								
56997	Euro 102D Arco	Dx	10,5	73	40x6		x = 81 y = 205	400	Curva	
56998		Sx								
56999	Euro 3 - 50 Arco/Elic.	Dx	8,5	65	30x5		x = 78 y = 198 z = 15	230	Curva	
57000		Sx								
55135	P 75 Arco	Dx	10,5	65	25x5		x = 78 y = 183	190	Curva	
55777		Sx								
55319	MTZ 34F	Dx	10,5	73	40x6		x = 80 y = 217	440	Curva	
55684		Sx								
FALC										
55104	Interfilatore Arco Elic.	Dx	14,5	57	80x7		x = 134 y = 195 z = 12	980	Curva	
55564		Sx								
FALCONERO										
55104	Manta Arco Elic.	Dx	14,5	57	80x7		x = 134 y = 195 z = 12	980	Curva	
55564		Sx								

ZAPPE - COLTELLI - DENTI - LAME - MOLLE

Articoli adattabili alle seguenti marche:

ARTICOLO	MARCA DELLA MACCHINA	LATO	Ø FORO	INTE-RASSE mm.	PIATTO	DISEGNO	MISURE	PESO	FORMA	CODICE ORIGINALE	
FERRARI											
55134	Tipo 71/90	Dx	10,5	65	30x6			x = 72 y = 190 z = 20	300	Curva	
55139		Sx									
55140	Nuovo tipo 72 - Fresa cm. 90	Dx	10,5	25	50x6			x = 72 y = 145	340	Curva	
55141		Sx									
55138	Tipo 92/91	Dx	10,5	65	35x6			x = 88 y = 195	350	Curva	
55132		Sx									
55135	Tipo 300	Dx	10,5	65	25x5			x = 78 y = 183	190	Curva	
55777		Sx									
55136	72 Fresa cm 80 MC 68	Dx	10,5	25	50x6			x = 100 y = 145	460	Curva	
55133		Sx									
56955	320-330-340 Arco Elic.	Dx	8,5	55	30x6			x = 55 y = 193 z = 18	270	Curva	
56956		Sx									
55319	MTZ 34F	Dx	10,5	73	40x6			x = 80 y = 217	440	Curva	
55684		Sx									
FORIGO-ROTERTALIA											
55254	G35 Arco Elic.	Dx	14,5	48	80x7			x = 135 y = 196 z = 15	980	Curva	
55658		Sx									
FORT											
56947	Centauro FM90 Arco Elic.	Dx	10,5	34	45x5			x = 70 y = 190 z = 15	380	Curva	
56948		Sx									
56949	Corsare F/700 Arco	Dx	10,5	42	60x6			x = 104 y = 176	600	Curva	
56950		Sx									
GOLDONI											
55161	Fresa 19	Dx	10,5	70	40x6			x = 71 y = 175 z = 10	340	Curva	14191
55603		Sx									14193
55163	Fresa 60 ultimo tipo	Dx	12,5	53	60x6			x = 102 y = 205 z = 10	590	Curva	20136
55605		Sx									20137
55169	Fresa 27/28/40	Dx	12,5	54	70x6			x = 110 y = 190	710	Curva	9506
55606		Sx									9507













ZAPPE - COLTELLI - DENTI - LAME - MOLLE

Articoli adattabili alle seguenti marche:

ARTICOLO	MARCA DELLA MACCHINA	LATO	Ø FORO	INTE-RASSE mm.	PIATTO	DISEGNO	MISURE	PESO	FORMA	CODICE ORIGINALE
							x = y = z =			
Segue GOLDONI										
55170	Fresa 29/50 asola	Dx	12,5	42	60x6			600	Curva	9417
55607		Sx								9418
55171	Fresa 22 N.T.	Dx	10,5	33	45x5			340	Curva	9402
55608		Sx								9401
55172	Fresa 21 ultimo tipo	Dx	10,5	80	45x5			330	Curva	8834
55609		Sx								8833
55174	Fresa 22M	Dx	10,5	42	60x6			540	Curva	4312
55610		Sx								4265
55175	Fresa 22M Nuovo tipo	Dx	10,5	42	45x5			400	Curva	14486
55611		Sx								14487
55176	Fresa 21M Nuovo tipo	Dx	10,5	39	50x5			320	Curva	13545
55612		Sx								13546
55178	Fresa 60	Dx	12,5	39	70x6			750	Curva	11098
55614		Sx								11106
55732	Fresa 80 - 40 SV	Dx	12,5	40	70x6			580	Curva	17011
55733		Sx								17012
55516	Fresa 42	Dx	10,5	33	45x5			196	Squadro	8831
55517		Sx								8832
55721	Fresa 28 1° tipo	Dx	10,5	99	60x6			675	Curva	0434
55722		Sx								0435
55717	Fresa 22-23	Dx	8,5	33	35x6			250	Curva	0469
55718		Sx								0470
56949	Fresa 29 - HP 16-18 5323/4 Arco	Dx	10,5	42	60x6			600	Curva	5324
56950		Sx								5323
GRILLO										
55009	Paternò 131 NT	Dx	10,5	41	50x6			370	Curva	
55525		Sx								
55007	Grilletto B4 Arco Elic.	Dx	8,5	55	25x5			200	Curva	
55523		Sx								























ZAPPE - COLTELLI - DENTI - LAME - MOLLE

Articoli adattabili alle seguenti marche:

ARTICOLO	MARCA DELLA MACCHINA	LATO	Ø FORO	INTE-RASSE mm.	PIATTO	DISEGNO	MISURE	PESO	FORMA	CODICE ORIGINALE
Segue GRILLO										
57001	Princess Arco	Dx	8,5	68	30x4		x = 65 y = 197	210	Curva	
57002		Sx								
55008	GN10 Standard (131) Arco Elic.	Dx	10,5	66	30x6		x = 72 y = 190 z = 20	290	Curva	
55524		Sx								
57003	Grillino C. Guelfo (127) Arco Elic.	Dx	8,5	21	35x6		x = 70 y = 140 z = 30	220	Curva	
57004		Sx								
57005	Motozappa 9000-9000R Arco Elic.	Dx	10,5	76	45x6		x = 65 y = 220 z = 24	470	Curva	
57006		Sx								
57007	Motozappa 11000 Lunga Arco El.	Dx	10,5	66	35x6		x = 67 y = 205 z = 21	340	Curva	
57008		Sx								
55180	Motocolt. 126/127 Rinf.x4 Arco El.	Dx	8,5	55	30x6		x = 61 y = 195 z = 20	320	Curva	
55187		Sx								
57009	Motozappa 12000 Arco	Dx	10,5	66	40x6		x = 69 y = 210	400	Curva	
57010		Sx								
57011	Super Mini Grillo Arco Elic.	Dx	8,5	50	30x4		x = 54 y = 170 z = 10	170	Curva	
57012		Sx								
57013	G42-48170/1 Arco Elic.	Dx	8,5	68	35x6		x = 72 y = 180 z = 18	350	Curva	
57014		Sx								
HOWARD - ROTAVATOR										
55201	Mod. U Francese 63592/3900/01	Dx	13,5	57	80x7		x = 140 y = 180	1070	Squadro	
55620		Sx								
55426	Modello HL-P Francese 9900/01	Dx	11,5	57	75x6		x = 140 y = 175	820	Curva	
55427		Sx								
55202	Modello HL-P Francese 9900/01	Dx	11,5	57	75x6		x = 140 y = 170	820	Squadro	
55625		Sx								
55204	Modello U 4998-4999	Dx	13,5	57	80x7		x = 132 y = 175 z = 10	910	Curva	
55627		Sx								

ZAPPE - COLTELLI - DENTI - LAME - MOLLE

Articoli adattabili alle seguenti marche:

ARTICOLO	MARCA DELLA MACCHINA	LATO	Ø FORO	INTE-RASSE mm.	PIATTO	DISEGNO	MISURE	PESO	FORMA	CODICE ORIGINALE
KUHN										
55213	Type EL 45	Dx	11,5	57	75x6			750	Squadro	
55214		Sx								
KVERNELAND - MALETTI										
55229	P e M	Dx	14,5	46	70x8			1030	Curva	010077/8
55641		Sx								
55231	B	Dx	14,5	46	80x8			1160	Curva	0500079/80
55643		Sx								
55235	PL	Dx	14,5	46	60x7			760	Curva	
55790		Sx								
55794	L	Dx	12,5	105	40x8			650	Curva	
55795		Sx								
55047	B (908/909) Arco Elic.	Dx	14,5	46	80x8			1170	Curva	
55540		Sx								
LAMPACRESCIA 2										
55007	Kombi Arco Elic.	Dx	8,5	55	25x6			200	Curva	
55523		Sx								
55364	DL 10 Super Arco	Dx	10,5	70	45x6			450	Curva	
55372		Sx								
57023	DL 10 Super Interna Arco	Dx	10,5	70	45x6			400	Curva	
57024		Sx								
MAB										
55218	Formica 3T esterna	Dx	10,5	85	40x5			340	Curva	
55219		Sx								
55220	Curva lunga	Dx	10,5	85	40x6			460	Curva	
55215		Sx								

ZAPPE - COLTELLI - DENTI - LAME - MOLLE

Articoli adattabili alle seguenti marche:

ARTICOLO	MARCA DELLA MACCHINA	LATO	Ø FORO	INTE-RASSE mm.	PIATTO	DISEGNO	MISURE	PESO	FORMA	CODICE ORIGINALE
MASCHIO										
55241	BI/B/C/SC (01110428/9)	Dx	14,5	56	80x8			1330	Squadro	01110428/9
55648		Sx								
55242	BI/B/C/SC (01110426/7)	Dx	14,5	56	80x8			1250	Curva	01110426/7
55649		Sx								
55243	NC-PS-Z (02108430/1)	Dx	14,5	56	80x6			880	Squadro	02108430/1
55650		Sx								
55244	NC-PS-Z (02108432/3)	Dx	14,5	56	80x6			850	Curva	02108432/3
55651		Sx								
55248	A/E/KS (19100415/6)	Dx	12,5	44	60x6			660	Squadro	19100415/6
55652		Sx								
55249	A/E/KS (19100417/8)	Dx	12,5	44	60x6			620	Curva	19100417/8
55653		Sx								
55796	K	Dx	10,5	56	60x6			370	Curva	
55797		Sx								
55254	Type U (29100504/6)	Dx	14,5	48	80x6			960	Curva	29100405/6
55658		Sx								
56574	U nuovo tipo	Dx	14,5	48	80x7			1100	Curva	
56575		Sx								
56576	U nuovo tipo	Dx	14,5	48	80x7			1150	Squadro	
56577		Sx								
MEAAT										
55052	FP	Dx	10,5	35	50x6			340	Squadro	
55545		Sx								
55325	FA Arco	Dx	12,5	42	60x6			500	Curva	
55331		Sx								
MERITANO										
57015	Tipo Pesante Arco ELic.	Dx	14,5	50	80x8			1050	Curva	
57016		Sx								
57017	Tipo Pesante Arco ELic.	Dx	14,5	50	80x8			1150	Curva	
57018		Sx								























ZAPPE - COLTELLI - DENTI - LAME - MOLLE

Articoli adattabili alle seguenti marche:

ARTICOLO	MARCA DELLA MACCHINA	LATO	Ø FORO	INTE-RASSE mm.	PIATTO	DISEGNO	MISURE	PESO	FORMA	CODICE ORIGINALE
							x = y = z =			
Segue MERITANO										
57019	MDV Arco ELic.	Dx	14,5	50	80x8		x = 120 y = 210 z = 24	1200	Curva	
57020		Sx								
57021	TL Arco ELic.	Dx	14,5	50	80x7		x = 115 y = 180 z = 22	900	Curva	
57022		Sx								
MURATORI										
55269	MS3P-140-160 - MS2-100-120	Dx	12,5	46	70x7		x = 110 y = 178	800	Squadro	
55268		Sx								
55273	MS2-140-160 - MS3P-180	Dx	14,5	46	70x7		x = 110 y = 185 z = 7	780	Curva	
55804		Sx								
55805	MS3P	Dx	12,5	46	60x6		x = 110 y = 185	600	Curva	
55806		Sx								
55814	MS3P Arco Elic. 12000500/600	Dx	12,5	46	70x7		x = 113 y = 190 z = 10	800	Curva	
55815		Sx								
NARDI										
55295	5C / 5012 N.T.	Dx	12,5	55	75x7		x = 115 y = 175	840	Curva	
55669		Sx								
NIBBI BRUNO - YABE										
55305	G 119	Dx	12,5	42	60x6		x = 90 y = 195 z = 25	570	Curva	
55675		Sx								
55306	Artiglio «E» N.T. 519	Dx	8,5	37	35x6		x = 68 y = 180	330	Curva	
55676		Sx								
55307	719 N.T.	Dx	8,5	37	30x6		x = 56 y = 160	250	Squadro	
55677		Sx								
55308	G 519 ultimo tipo	Dx	8,5	42	50x5		x = 72 y = 161	400	Curva	
55678		Sx								
56173	G 519 ultimo tipo	Dx	10,5	42	50x5		x = 72 y = 161	340	Curva	
56174		Sx								
56971	Arco	Dx	8,5	65	30x4		x = 60 y = 197	160	Curva	
56972		Sx								
56973	Motocoltivatore TOP MAX 305 Arco / ELIC.	Dx	8,5	58	25x5		x = 52 y = 170 z = 15	180	Curva	
56974		Sx								

ZAPPE - COLTELLI - DENTI - LAME - MOLLE

Articoli adattabili alle seguenti marche:

ARTICOLO	MARCA DELLA MACCHINA	LATO	Ø FORO	INTE-RASSE mm.	PIATTO	DISEGNO	MISURE	PESO	FORMA	CODICE ORIGINALE
NIBBI DECIMO										
55370	Grifo Extra Arco	Dx	10,5	35	50x6			x = 72 y = 167	400	Curva
55373		Sx								
OMMAS										
56975	FS M/5 Interfilare Arco	Dx	12,5	41	40x8			x = 90 y = 176	500	Curva
56976		Sx								
55273	140 Prestige Arco Elic.	Dx	14,5	46	70x7			x = 113 y = 190 z = 10	800	Curva
55804		Sx								
PASBO										
55315	G14 - T/Grottaglie	Dx	10,5	73	50x6			x = 80 y = 227	500	Curva
55683		Sx								
55319	G72 - 83 - 84	Dx	10,5	73	40x6			x = 80 y = 217	420	Curva
55684		Sx								
55321	G51 - G2 - G62	Dx	8,5	73	35x6			x = 65 y = 195	320	Curva
55686		Sx								
PASQUALI										
55327	914 - 588	Dx	10,5	32	50x6			x = 55 y = 159	335	Curva
55324		Sx								
55325	592 - 917 - 598	Dx	12,5	42	60x6			x = 88 y = 180	480	Curva
55331		Sx								
55807	557	Dx	12,5	42	60x6			x = 88 y = 162	450	Curva
55808		Sx								
55809	495 - 498 - 532 - 938	Dx	8,5	68	25x5			x = 50 y = 172	170	Curva
55810		Sx								
56955	Motocoltivatore XB40-SB30 Arco Elic.	Dx	8,5	55	30x6			x = 55 y = 193 z = 18	270	Curva
56956		Sx								
55009	532 Tipo Nuovo Arco Elic.	Dx	10,5	40	50x6			x = 72 y = 152 z = 23	370	Curva
55525		Sx								

ZAPPE - COLTELLI - DENTI - LAME - MOLLE

Articoli adattabili alle seguenti marche:

ARTICOLO	MARCA DELLA MACCHINA	LATO	Ø FORO	INTE-RASSE mm.	PIATTO	DISEGNO	MISURE	PESO	FORMA	CODICE ORIGINALE
SEP										
55362	2000	Dx	10,5	27	40x6		x = 55 y = 140	260	Curva	
55376		Sx								
55364	130 - 125	Dx	10,5	70	45x6		x = 74 y = 217	450	Curva	
55372		Sx								
55365	100 - 70	Dx	10,5	70	35x6		x = 70 y = 200	340	Curva	
55369		Sx								
55366	90	Dx	8,5	70	30x6		x = 65 y = 188	270	Curva	
55811		Sx								
55007	1000	Dx	8,5	55	25x5		x = 56 y = 170 z = 20	200	Curva	
55523		Sx								
57023	Motozappa 115 Arco	Dx	10,5	70	45x6		x = 70 y = 195	400	Curva	
57024		Sx								
57025	Motozappa 140 Angolata	Dx	10,5	35	50x6		x = 70 y = 175	400	Curva	
57026		Sx								
57027	Motozappa 138 Arco	Dx	10,5	90	60x6		x = 82 y = 240	660	Curva	
57028		Sx								
57029	430/450 Arco Elic.	Dx	8,5	70	40x4		x = 77 y = 211 z = 60	280	Curva	
57030		Sx								
57031	S/506 113 Arco Elic.	Dx	10,5	70	40x5		x = 74 y = 215 z = 55	330	Curva	
57032		Sx								
SICMA (MIGLIANICO)										
57033	ZLL SB Arco Elic.	Dx	12,5	42	60x6		x = 110 y = 180 z = 10	600	Curva	4811281
57034		Sx								4811282
57035	SM Arco Elic.	Dx	14,5	42	80x7		x = 135 y = 190 z = 14	950	Curva	4818222
57036		Sx								4818223
57037	SM Ang. Elic.	Dx	14,5	55	80x7		x = 135 y = 190 z = 14	1000	Squadro	4818224
57038		Sx								4818225
57039	ST-SD-HS Arco Elic.	Dx	14,5	55	80x7		x = 135 y = 175 z = 14	900	Curva	4812425
57040		Sx								4812426
57041	ST-SD-HS Ang. Elic.	Dx	14,5	55	80x7		x = 135 y = 170 z = 14	970	Squadro	48124427
57042		Sx								48124428
57043	ST-SD-HS Arco Elic.	Dx	12,5	42	60x6		x = 105 y = 160 z = 8	670	Squadro	4811283
57044		Sx								4811284


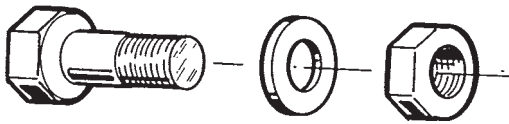
ZAPPE - COLTELLI - DENTI - LAME - MOLLE

Articoli adattabili alle seguenti marche:

ARTICOLO	MARCA DELLA MACCHINA	LATO	Ø FORO	INTE-RASSE mm.	PIATTO	DISEGNO	MISURE	PESO	FORMA	CODICE ORIGINALE
SICMA (OSTRA VETERE)										
55201	Bronty-Ripuntatore Rompitraccia	Dx	13	57	80x7			1000	Squadro	
55620		Sx								
SOVEMA										
55814	SP - SPC - SE - SEC - S - SPS	Dx	12,5	46	70x7			780	Curva	
55815		Sx								
55273	SE - SEC - SEC3 - S (160)	Dx	14,5	46	70x7			780	Curva	
55804		Sx								
55805	Arco Elic.	Dx	12,5	46	60x6			680	Curva	
55806		Sx								
VALPADANA										
55370	VMC 14 - VMC 160	Dx	10,5	35	50x6			380	Curva	
55373		Sx								
55362	VMC 8	Dx	10,5	27	40x6			260	Curva	
55376		Sx								
55364	VMC 150	Dx	10,5	70	45x6			450	Curva	
55372		Sx								
55365	VMC 140	Dx	10,5	70	35x6			340	Curva	
55369		Sx								
57045	VMC 15 Arco	Dx	10,5	35	50x6			470	Curva	
57046		Sx								
57047	MC 18-4 RM20 Arco	Dx	10,5	45	60x6			600	Curva	
57048		Sx								
57049	VMC 10-12 Arco	Dx	10,5	35	50x6			340	Curva	
57050		Sx								
57051	VMC 18 Nuovo Tipo Arco	Dx	10,5	46	60x6			640	Curva	
57052		Sx								
57053	VMC 8 Angolata	Dx	10,5	27	40x6			320	Curva	
57054		Sx								
57055	Valpadana 4RM-180 Arco	Dx	10,5	42	60x6			560	Curva	
57056		Sx								

ZAPPE - COLTELLI - DENTI - LAME - MOLLE

Articoli adattabili alle seguenti marche:

ARTICOLO	MARCA DELLA MACCHINA	LATO	Ø FORO	INTE-RASSE mm.	PIATTO	DISEGNO	MISURE	PESO	FORMA	CODICE ORIGINALE
ZAPPATOR										
55244	Interfilare Arco Elic.	Dx	14,5	56	80x6		x = 135 y = 186 z = 14	850	Curva	
55651		Sx								
BULLONI COMPLETI BULLONERIE BOLTS AND NUTS SPEZIELLE TORNILLOS					ARTICOLO	VITI FILETTO PARZIALE CLASSE 8.8	TIPO ZAPPA			
					55460	M. 8x30	—			
					55461	M. 10x30	—			
					56175	M. 10x1,25x35	—			
					55463	M. 12x1,25x35	—			
					55464	M. 14x1,5 x35	—			
					55087	M. 14x1,5 x40	—			
					55173	M. 14x1,5 x50	—			
					55465	M. 16x1,5 x45	—			
					56407	M. 16x1,5 x50	—			
					55088	D. 7/16 x 1.1/4	Howard «P»			
55089	D. 1/2 x 1.1/2	Howard «U»								

ZAPPE - COLTELLI - DENTI - LAME - MOLLE

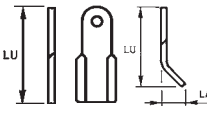

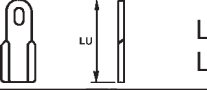
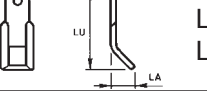
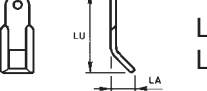
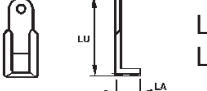
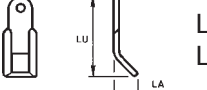
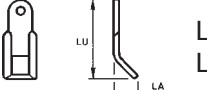
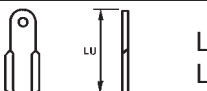
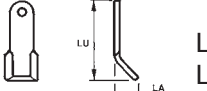
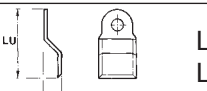
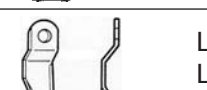

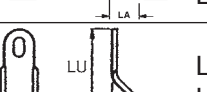
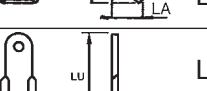

Articoli adattabili alle seguenti marche:

COLTELLI PER TRINCIA LAMES POUR DEBROUSSAILLEUSES - FORESTRY BRUSH CUTTER - SCHLEGELMESSER - CUCHILLAS PARA DESMALEZADORAS							
ARTICOLO	DESCRIZIONE	DISEGNO	MISURE	FORO mm	PIATTO mm	BOCCOLA ARTICOLO	GRILLO ARTICOLO
			LA = LU =				
ACMA							
56208	Coltello a Y TL leggero		LA = 42 LU = 114	14,5	35x5		
56213	coltello a Y leggero		LA = 25 LU = 80	14,5	35x5	57126	
55825	Coltello a Y TMF TMS		LA = 60 LU = 140	25,5	60x8	56584 56583 56325	
55313	Coltello a Y tipo lungo		LA = 46 LU = 205	25,5	60x10	56584	
AGRAM							
55832	Coltello a Y		LA = 47 LU = 215	29	65x7	55831	
AGRICOM							
56205	Coltello universale a Y		LA = 60 LU = 140	16,5	60x8		
55825	Coltello universale a Y		LA = 60 LU = 140	25,5	60x8	56584 56583 56325	
56206	Coltello a Y tipo corto		LA = 45 LU = 120	16,5	40x8		
56207	Coltello testa interfila a ZETA		LA = 50 LU = 240	25,5	60x8		
56307	Coltello interfila diritto		LA = LU = 225	25,5	60x8		
57116	Ruota interfila coltello rotazione SX		LA = LU = 235	25,5	-		
55828	Coltello a Y		LA = 50 LU = 197	25,5	60x8	56323	
56244	Coltello a L		LA = 60 LU = 197	25,5	60x8	56323	

ZAPPE - COLTELLI - DENTI - LAME - MOLLE

Articoli adattabili alle seguenti marche:

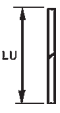
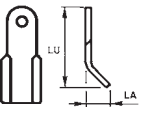









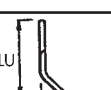

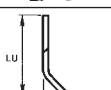





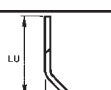



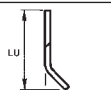

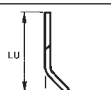
COLTELLI PER TRINCIA

ARTICOLO	DESCRIZIONE	DISEGNO 	MISURE LA = LU =	FORO mm	PIATTO mm	BOCCOLA ARTICOLO	GRILLO ARTICOLO
AGRIMASTER							
56254	B659-C Coltello con asola tipo corto		LA = 40 LU = 82	30x14	40x5	56338	56342 57121 57119
56768	665-C coltello con asola dritto		LA = LU = 82	30x14	40x5		56342
56208	ELL - LM Coltello a Y		LA = 42 LU = 114	14,5	35x5		
56209	ELP - SICURA coltello a Y		LA = 47 LU = 117	20,5	40x8	57127	
56210	RMU coltello a L		LA = 50 LU = 145	25,5	60x10		
56211	RMU coltello universale a Y		LA = 55 LU = 150	25,5	60x10	56740	
56213	LM3 coltello a Y		LA = 25 LU = 80	14,5	35x5	57126	
57057	Coltello dritto		LA = LU = 150	25,5	60x10		
57058	Expert coltello Y		LA = 55 LU = 120	14,5	40x10		
56207	Coltello testa interfila a ZETA		LA = 50 LU = 240	25,5	60x8		
57116	Ruota interfila coltello rotazione SX		LA = LU = 235	25,5	-		
55310	Iron Coltello		LA = 66 LU = 245	25,5	60x8	56324	
56169	Coltello con asola Y tipo A - Green Shark		LA = 45 LU = 80	30x14	40x8	56338	56342
56766	RMU Coltello dritto tipo nuovo		LA = LU = 150	25,5	60x8	56583 56325 57132	
56343	Spatola TKA-TKB		LA = 70 LU = 80	14x25	36x7		57125

ZAPPE - COLTELLI - DENTI - LAME - MOLLE

Articoli adattabili alle seguenti marche:

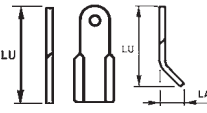
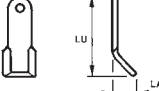
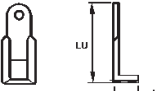
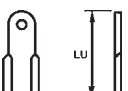
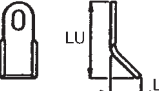


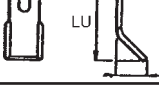
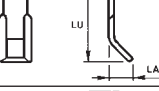
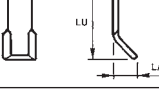
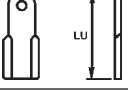
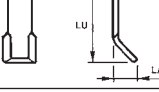
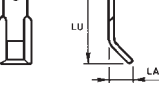

COLTELLI PER TRINCIA

ARTICOLO	DESCRIZIONE	DISEGNO		MISURE LA = LU =	FORO mm	PIATTO mm	BOCCOLA ARTICOLO	GRILLO ARTICOLO
								
AGROTEC								
56254	B659-C Coltello con asola tipo corto			LA = 40 LU = 82	30x14	40x5	56338	56342 57121 57119
56768	665-C coltello con asola dritto			LA = LU = 82	30x14	40x5		56342
ASSALONI								
56314	Dente			LA = 52 LU = 160 SP = 10	20,5	40x10	56316	
BCS								
56343	Spatola TKA-TKB			LA = 70 LU = 80	14x25	36x7		57125
BECCHIO - BERFRALK								
56309	Coltello a Y			LA = 52 LU = 205	25,5	60x8		
55313	Coltello a Y			LA = 46 LU = 205	25,5	60x10	56584	
56312	Coltello a pala			LA = 46 LU = 205	21	70x7		
57059	Coltello dritto			LA = LU = 204	25,5	60x8		
BERTI								
56578	Coltello Y			LA = 50 LU = 193	29	60x8	57129 57130	
56579	Coltello DIRITTO			LU = 200	29	60x8		
56580	Coltello Y			LA = 50 LU = 205	29	60x10		
56581	Coltello LUNGO			LA = 50 LU = 205	29	60x8	57129 57130	

ZAPPE - COLTELLI - DENTI - LAME - MOLLE

Articoli adattabili alle seguenti marche:

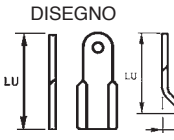
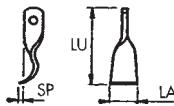
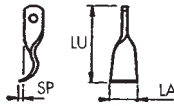

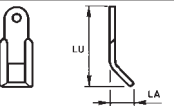
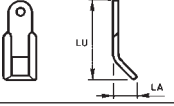
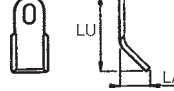
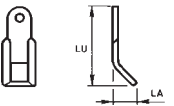
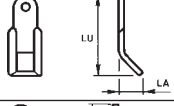
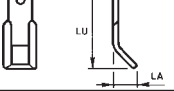

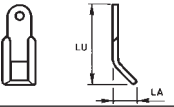
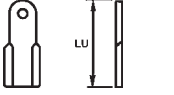
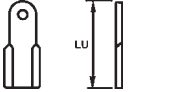
COLTELLI PER TRINCIA

ARTICOLO	DESCRIZIONE	DISEGNO	MISURE	FORO mm	PIATTO mm	BOCCOLA ARTICOLO	GRILLO ARTICOLO
			LA = LU =				
Segue BERTI							
57060	EKR coltello Y		LA = 70 LU = 113	25,5	50x8		
57061	TSB coltello a L		LA = 70 LU = 198	29	60x8	57129 57130	
57062	Coltello DIRITTO		LU = 113	25,5	50x8		
55972	Coltello Y per braccio decespugliatore		LA = 40 LU = 80	26x14	40x5		56400 57125
BOMFORD - TURNER							
56337	5.254.22		LA = 41 LU = 101	14x26	40x5	56338	57119
56339	Universale 5.254.30		LA = 34 LU = 98	14x33	35x8	57128 56352	56347 57124
56254	B659-C Coltello con asola tipo corto		LA = 40 LU = 82	30x14	40x5	56338	56342 57121 57119
BREVIGLIERI							
57063	Coltello a Y		LA = 65 LU = 210	25,5	60x10		
57064	Coltello Y 2079 tipo leggero per sarmenti		LA = 52 LU = 120	16,5	40x10		
57065	Coltello DIRITTO		LU = 200	25,5	60x10		
57066	T60/80/90 Coltello Y		LA = 52 LU = 110	16,5	40x10		
57067	Coltello a Y TO100031 - H80		LA = 55 LU = 182	25,5	60x10		
56254	Coltello con asola Y		LA = 40 LU = 82	30x14	40x5	56338	56342 57121 57119

ZAPPE - COLTELLI - DENTI - LAME - MOLLE

Articoli adattabili alle seguenti marche:

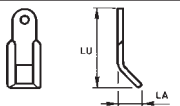
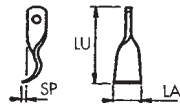
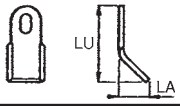
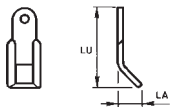
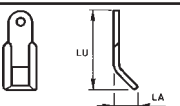
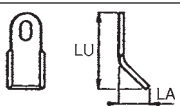
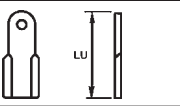
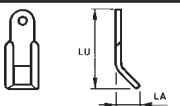
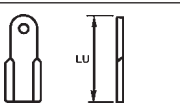
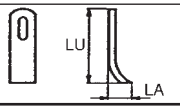
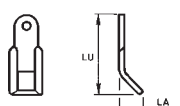
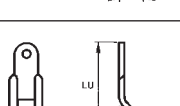
COLTELLI PER TRINCIA

ARTICOLO	DESCRIZIONE	DISEGNO 	MISURE LA = LU =	FORO mm	PIATTO mm	BOCCOLA ARTICOLO	GRILLO ARTICOLO
BRUNI							
56314	Coltello 1/2 giro		LA = 52 LU = 160 SP = 10	20,5	40x10		
56878	Coltello 1/2 giro		LA = 60 LU = 162 SP = 10	20,5	50x10		
56315	Coltello taglia erba		LA = 42 LU = 150	20,5	45x5	56316	
CABE - COMAGRI							
56214	Coltello universale a Y		LA = 55 LU = 230	28,5	60x7		
56213	LM3 coltello a Y		LA = 25 LU = 80	14,5	35x5	57126	
56242	Coltello a Y con asola		LA = 40 LU = 90	30x14	40x6		56342
CALDERONI							
56211	Coltello a Y universale MT7		LA = 55 LU = 150	25,5	60x10	56740	
56209	Coltello a Y MT5 - MT6		LA = 47 LU = 117	20,5	40x8	57127	
56213	LM3 / tipo nuovo coltello a Y		LA = 25 LU = 80	14,5	35x5	57126	
CARONI							
56254	TL-TM coltello con asola		LA = 40 LU = 82	30x14	40x5	56338	56342 57121 57119
CELLI							
57068	Coltello a Y		LA = 55 LU = 120	16,5	50x10		
57069	Coltello dritto		LA = LU = 120	16,5	50x10		
57070	Coltello dritto		LA = LU = 115	16,5	40x8		

ZAPPE - COLTELLI - DENTI - LAME - MOLLE

Articoli adattabili alle seguenti marche:

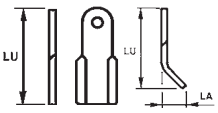

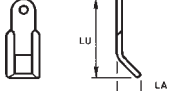
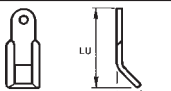


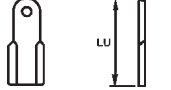

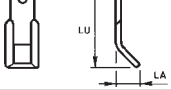
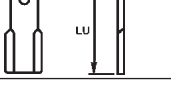

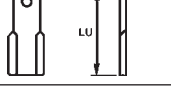
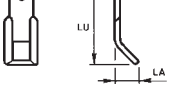
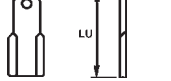
COLTELLI PER TRINCIA

ARTICOLO	DESCRIZIONE	DISEGNO	MISURE	FORO mm	PIATTO mm	BOCCOLA ARTICOLO	GRILLO ARTICOLO
segue CELLI							
56206	Coltello a Y leggero		LA = 45 LU = 120	16,5	40x8		
COSMA							
56314	Dente		LA = 52 LU = 160 SP = 10	20,5	40x10	56316	
56170	Coltello con asola		LA = 40 LU = 105	30x14	40x8		56342
DRAGONE							
55313	Coltello a Y		LA = 51 LU = 204	25,5	60x10	56584	
ENERGREEN BY LASERJET							
55825	Coltello Y		LA = 60 LU = 140	25,5	60x8	56584 56583 56325	
56170	Coltello con asola a Y		LA = 40 LU = 105	30x14	40x8		56342
56766	Coltello dritto		LA = LU = 150	25,5	60x8	56583 56325 57132	
FALC							
55313	ALCE coltello 01 a Y		LA = 51 LU = 204	25,5	60x10	56584	
55312	ALCE coltello 02 tipo diritto		LA = LU = 204	25,5	60x10		
57071	Trancia laterale F.P. coltello rotatore		LA = 39 LU = 98	36x16	40x12	57131	56322
FALCONERO							
56209	Coltello a Y		LA = 47 LU = 117	20,5	40x8	57127	
56213	Coltello Y per testa interfila		LA = 25 LU = 80	14,5	35x5	57126	

ZAPPE - COLTELLI - DENTI - LAME - MOLLE

Articoli adattabili alle seguenti marche:

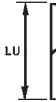
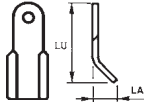

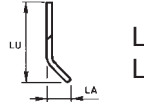

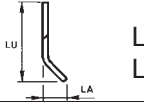

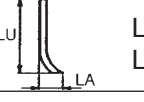

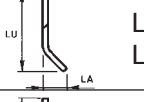

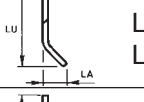

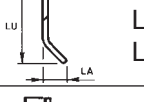



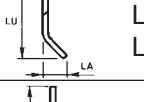

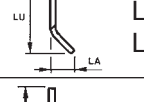



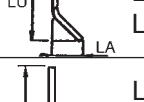



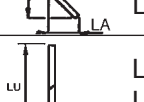
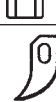
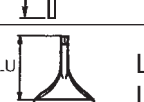

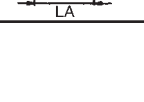
COLTELLI PER TRINCIA

ARTICOLO	DESCRIZIONE	DISEGNO 	MISURE LA = LU =	FORO mm	PIATTO mm	BOCCOLA ARTICOLO	GRILLO ARTICOLO
segue FALCONERO							
56170	Coltello con asola a Y		LA = 40 LU = 105	30x14	40x8		56342
56206	Coltello a Y		LA = 45 LU = 120	16,5	40x8		
FAUSTINI							
56206	Coltello a Y		LA = 45 LU = 120	16,5	40x8		
FERRI							
56767	Coltello a Y con asola		LA = 43 LU = 100	35x17	40x8	56338	56342
56170	Coltello con asola tipo lungo		LA = 40 LU = 105	30x14	40x8		56342
56810	Coltello diritto con asola		LA = LU = 104	35X17	40x6		
56169	Coltello con asola tipo corto		LA = 45 LU = 80	30x14	40x8	56338	56342
55825	Coltello tipo TS e polivalente		LA = 60 LU = 140	25,5	60x8	56584 56583 56325	
56766	Coltello tipo TS diritto		LA = LU = 150	25,5	60x8	56583 56325 57132	
55310	Coltello universale F150		LA = 66 LU = 245	25,5	60x8	56324	
56218	Coltello diritto		LA = LU = 245	25,5	60x8		
56220	Coltello polivalente leggero		LA = 55 LU = 130	16,5	40x8		
56307	Coltello testa interfila tipo diritto		LA = LU = 225	25,5	60x8		

ZAPPE - COLTELLI - DENTI - LAME - MOLLE

Articoli adattabili alle seguenti marche:

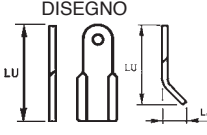
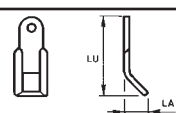
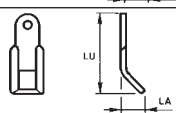
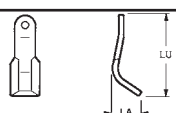
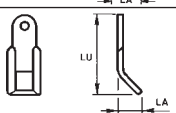
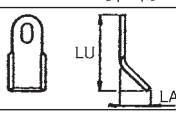
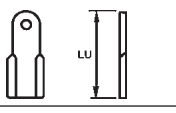
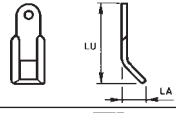
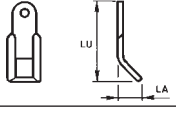
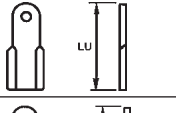
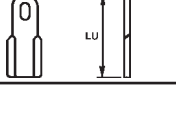
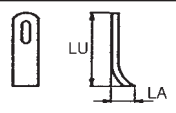
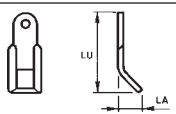
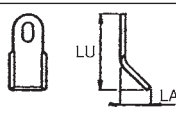
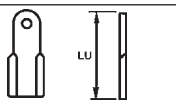
COLTELLI PER TRINCIA

ARTICOLO	DESCRIZIONE	DISEGNO		MISURE LA = LU =	FORO mm	PIATTO mm	BOCCOLA ARTICOLO	GRILLO ARTICOLO
								
segue FERRI								
56221	Coltello MC18 corto			LA = 45 LU = 122	25,5	60x8		
56222	Coltello MC18 lungo			LA = 65 LU = 125	25,5	60x8		
57071	Spatola con asola			LA = 39 LU = 98	36x16	40x12	57131	56322
57115	Coltello Y tipo lungo Rif.0901004			LA = 39 LU = 98	36x16	40x12		
57072	Coltello Y stampato			LA = 60 LU = 147	25,5	60x8		
57073	Coltello Y polivalente tip. rif. 0901146			LA = 40 LU = 130	16,5	40x8		
57074	Coltello con asola stampato rif. 0901049			LA = 44 LU = 83	30x14	40x8		
57075	Coltello Y tipo nuovo rif. 0901003			LA = 50 LU = 144	25,5	60x8	56584 56325	
57076	Coltello Y rif. 0901158			LA = 40 LU = 130	12,5	40x6		
57077	Coltello diritto rif. 0901159			LA = LU = 130	12,5	40x6		
57078	Coltello con asola rif. 0901160			LA = 42 LU = 82	30x14	40x6		
57079	Coltello diritto con asola rif. 0901161			LA = LU = 82	30x14	40x6		
55972	Coltello Y con asola rif.0901133			LA = 40 LU = 80	26x14	40x5		56400 57125
57080	Coltello diritto TIG rif. 0901149			LA = LU = 130	16,5	40x8		
56343	Spatola rif. 0901072			LA = 70 LU = 80	14x25	36x7		57125

ZAPPE - COLTELLI - DENTI - LAME - MOLLE

Articoli adattabili alle seguenti marche:

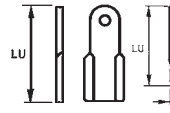
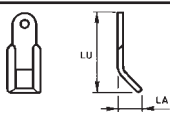
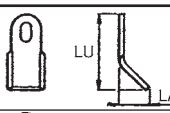
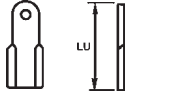
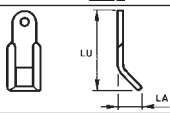
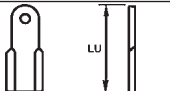
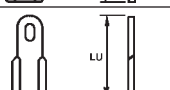
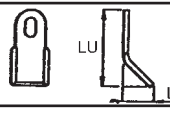
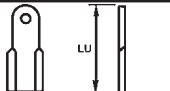
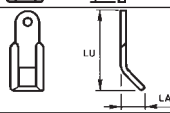
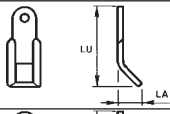
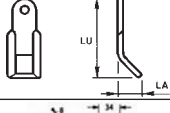
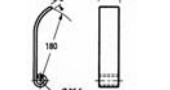
COLTELLI PER TRINCIA

ARTICOLO	DESCRIZIONE	DISEGNO 	MISURE LA = LU =	FORO mm	PIATTO mm	BOCCOLA ARTICOLO	GRILLO ARTICOLO
FORIGO - ROTERITALIA							
56209	Coltello a Y		LA = 47 LU = 117	20,5	40x8	57127	
56214	Coltello a Y		LA = 55 LU = 230	28,5	60x7		
FRONTONI							
55310	Coltello universale		LA = 66 LU = 245	25,5	60x8	56324	
55825	Coltello Y		LA = 60 LU = 140	25,5	60x8	56584 56583 56325	
56169	Coltello con asola		LA = 45 LU = 80	30x14	40x8	56338	56342
56766	Coltello dritto		LA = LU = 150	25,5	60x8	56583 56325 57132	
55313	Coltello a Y		LA = 46 LU = 205	25,5	60x10	56584	
56234	Coltello a Y		LA = 40 LU = 135	16,5	40x8		
57080	Coltello dritto		LA = LU = 130	16,5	40x8		
56768	Coltello con asola dritto		LA = LU = 82	30x14	40x5		56342
GL 1							
57071	Coltello spatola		LA = 39 LU = 98	36x16	40x12	57131	56322
55825	Coltello Y		LA = 60 LU = 140	25,5	60x8	56584 56583 56325	
56169	Coltello con asola		LA = 45 LU = 80	30x14	40x8	56338	56342
56766	Coltello dritto		LA = LU = 150	25,5	60x8	56583 56325 57132	

ZAPPE - COLTELLI - DENTI - LAME - MOLLE

Articoli adattabili alle seguenti marche:

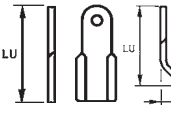
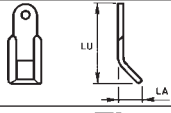
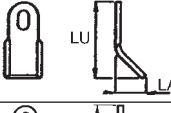
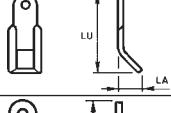
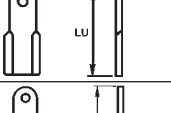
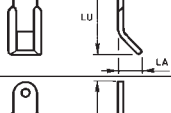
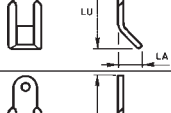
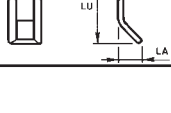
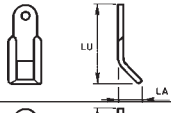
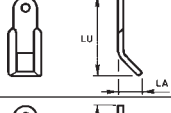
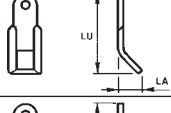
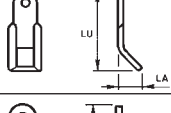
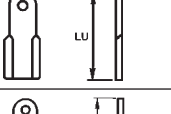
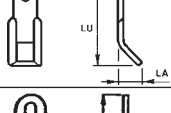

COLTELLI PER TRINCIA

ARTICOLO	DESCRIZIONE	DISEGNO	MISURE	FORO mm	PIATTO mm	BOCCOLA ARTICOLO	GRILLO ARTICOLO
segue GL 1							
56234	Coltello a Y		LA = LU =				
56234	Coltello a Y		LA = 40 LU = 135	16,5	40x8		
GREENTECH							
56169	Coltello con asola		LA = 45 LU = 80	30x14	40x8	56338	56342
57081	Coltello dritto		LA = LU = 114	14,5	35x5		
56234	Coltello a Y		LA = 40 LU = 135	16,5	40x8		
57080	Coltello diritto		LA = LU = 130	16,5	40x8		
56768	Coltello con asola dritto		LA = LU = 82	30x14	40x5		56342
HMF FREI							
56254	Coltello a Y con asola		LA = 40 LU = 82	30x14	40x5	56338	56342 57121 57119
KUHN							
55312	Coltello diritto		LA = LU = 204	25,5	60x10		
55313	Coltello a Y		LA = 46 LU = 205	25,5	60x10	56584	
56236	Coltello a Y BNA		LA = 50 LU = 130	20,5	50x10		
56234	Coltello a Y BNE		LA = 40 LU = 135	16,5	40x8		
57082	Spatola c/occhiello		LA = x LU = x	x	x		

ZAPPE - COLTELLI - DENTI - LAME - MOLLE

Articoli adattabili alle seguenti marche:

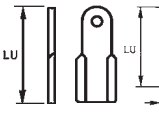

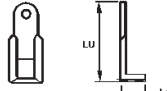
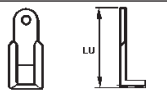
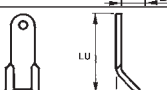
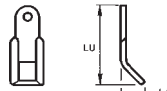
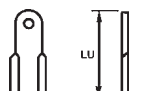
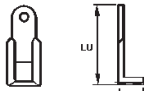
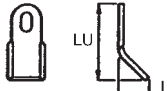

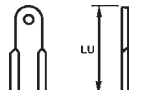
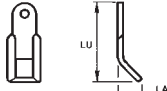
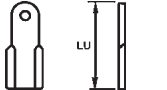

COLTELLI PER TRINCIA

ARTICOLO	DESCRIZIONE	DISEGNO 	MISURE LA = LU =	FORO mm	PIATTO mm	BOCCOLA ARTICOLO	GRILLO ARTICOLO
KVERNELAND - MALETTI							
55971	Coltello a Y universale FM - FH		LA = 40 LU = 130	14,5	40x5		
55972	Coltello per sassi - con asola FM - FH		LA = 40 LU = 80	26x14	40x5		56400 57125
57083	FX coltello a Y rif. 6400080		LA = 57 LU = 194	16,5	50x10		
57084	FX coltello dritto		LA = LU = 200	16,5	50x10		
57085	Coltello a Y		LA = 42 LU = 130	16,5	40x10		
57086	FH coltello a Y pesante		LA = 42 LU = 130	14,5	40x10		
57087	Coltello a Y		LA = 50 LU = 130	16,5	40x10		
MASCHIO							
56251	Coltello a Y tipo corto		LA = 70 LU = 115	20,5	60x10		
56252	Coltello a Y tipo lungo		LA = 55 LU = 150	20,5	60x10		
56588	Coltello a Y tipo pesante		LA = 61 LU = 210	25,5	60x8		
56589	Coltello a Y tipo leggero		LA = 60 LU = 130	16,5	45x8		
56117	Vita coltello dritto tipo leggero		LA = LU = 135	16,5	45x8		
57088	Bisonte Giraffa coltello a Y		LA = 60 LU = 115	20,5	50x10		
56254	Coltello con asola		LA = 40 LU = 82	30x14	40x5	56338	56342 57121 57119

ZAPPE - COLTELLI - DENTI - LAME - MOLLE

Articoli adattabili alle seguenti marche:

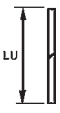







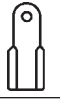



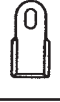
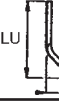

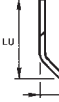

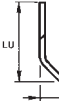
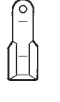

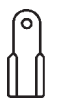
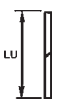






COLTELLI PER TRINCIA

ARTICOLO	DESCRIZIONE	DISEGNO 	MISURE LA = LU =	FORO mm	PIATTO mm	BOCCOLA ARTICOLO	GRILLO ARTICOLO
segue MASCHIO							
56343	Spatola BA		LA = 70 LU = 80	14x25	36x7		57125
57089	Coltello L tipo leggero		LA = 60 LU = 135	16,5	45x8		
57090	Coltello L tipo pesante		LA = 60 LU = 210	25,5	60x8		
57091	Coltello Y tipo leggero		LA = 57 LU = 180	20,5	50x10		
MEEAT - MEARELLI							
55313	Coltello a Y per trincia		LA = 51 LU = 204	25,5	60x10	56584	
55312	Coltello per trincia tipo diritto		LA = LU = 204	25,5	60x10		
56230	Coltello a L per trincia		LA = 51 LU = 204	25,5	60x10		
55972	Coltello Y per braccio decespugliatore		LA = 40 LU = 80	26x14	40x5		
MORIS							
56169	Coltello con asola tipo corto		LA = 45 LU = 80	30x14	40x8	56338	56342
57081	Coltello diritto		LA = LU = 114	14,5	35x5		
56234	Coltello a Y		LA = 40 LU = 135	16,5	40x8		
57080	Coltello diritto TIG rif. 0901149		LA = LU = 130	16,5	40x8		
56768	665-C coltello con asola dritto		LA = LU = 82	30x14	40x5		56342

ZAPPE - COLTELLI - DENTI - LAME - MOLLE

Articoli adattabili alle seguenti marche:

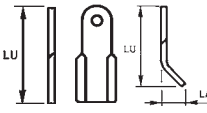
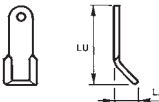
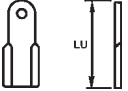
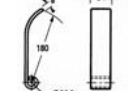
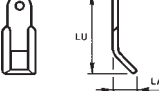
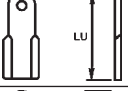
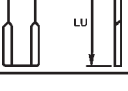
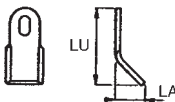
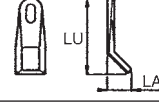
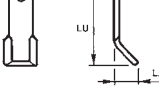
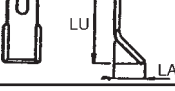
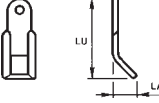
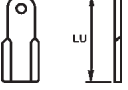

COLTELLI PER TRINCIA

ARTICOLO	DESCRIZIONE	DISEGNO		MISURE LA = LU =	FORO mm	PIATTO mm	BOCCOLA ARTICOLO	GRILLO ARTICOLO
								
MURATORI								
56208	Coltello a Y MT.2			LA = 42 LU = 114	14,5	35x5		
56209	Coltello a Y MT5 - MT6			LA = 47 LU = 117	20,5	40x8	57127	
56211	Coltello a Y universale MT7			LA = 55 LU = 150	25,5	60x10	56740	
57081	Coltello diritto			LA = LU = 114	14,5	35x5		
56343	Spatola			LA = 70 LU = 80	14x25	36x7		57125
CARONI								
56337	Coltello con asola			LA = 41 LU = 101	14x26	40x5	56338	57119
NOBILI								
56234	Coltello a Y BNE 100 - 180			LA = 40 LU = 135	16,5	40x8		
56236	Coltello a Y BNA			LA = 50 LU = 130	20,5	50x10		
55310	Coltello a Y TRITURATOR RM			LA = 66 LU = 245	25,5	60x8		
55312	Coltello diritto 02 - BMG			LA = LU = 204	25,5	60x10		
55313	Coltello a Y BMG			LA = 51 LU = 204	25,5	60x10		
56230	Coltello a 90° BMG			LA = 51 LU = 204	25,5	60x10		
56237	Coltello a Y con asola			LA = 40 LU = 90	30x14	35x7		

ZAPPE - COLTELLI - DENTI - LAME - MOLLE

Articoli adattabili alle seguenti marche:

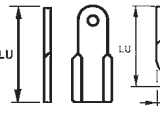
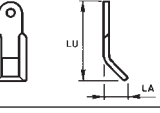
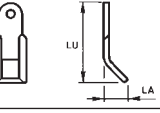
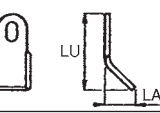
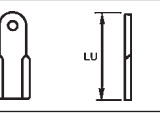
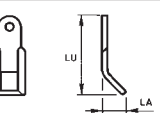
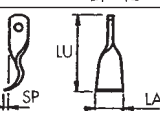
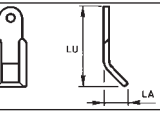
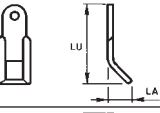
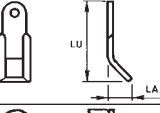

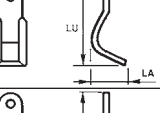
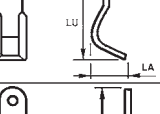
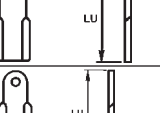

COLTELLI PER TRINCIA

ARTICOLO	DESCRIZIONE	DISEGNO 	MISURE LA = LU =	FORO mm	PIATTO mm	BOCCOLA ARTICOLO	GRILLO ARTICOLO
Segue NOBILI							
57092	BB - B10 - B12 coltello Y 17496		LA = 40 LU = 178	16,5	40x8		
57080	BNE coltello diritto		LA = LU = 130	16,5	40x8		
57082	Spatola c/occhiello		LA = x LU = x	x	x		
57093	VKD 210 coltello a Y		LA = 53 LU = 130	16,5	45x8		
57094	Coltello ruota interfila 20003		LA = LU = 240	16,5	40x8		
56910	VKD coltello dritto		LA = LU = 130	16,5	45x8		
NOREMAT							
56337	Coltello con asola Y		LA = 41 LU = 101	14x26	40x5	56338	57119
56339	Coltello stampato Y		LA = 34 LU = 98	14x33	35x8	57128 56352	56347 57132
56336	Coltello Y		LA = 36 LU = 140	15,5	40x5		
56254	Coltello a Y con asola		LA = 40 LU = 82	30x14	40x5	56338	56342 57121 57119
OMARV							
55313	Coltello a Y		LA = 51 LU = 204	25,5	60x10	56584	
55312	Coltello diritto		LA = LU = 204	25,5	60x10		
56230	Trincia		LA = 52 LU = 205	25,5	60x10		

ZAPPE - COLTELLI - DENTI - LAME - MOLLE

Articoli adattabili alle seguenti marche:

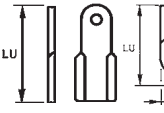
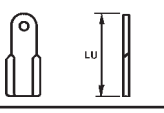
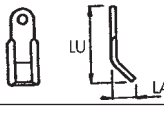
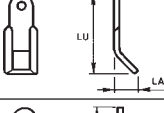
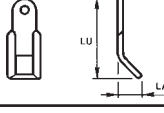
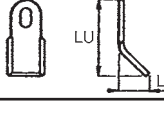

COLTELLI PER TRINCIA

ARTICOLO	DESCRIZIONE	DISEGNO 	MISURE LA = LU =	FORO mm	PIATTO mm	BOCCOLA ARTICOLO	GRILLO ARTICOLO
ORSI							
56234	Coltello a Y rif. 00023000		LA = 40 LU = 135	16,5	40x8		
56205	Coltello a Y rif. 00023002		LA = 60 LU = 140	16,5	60x8		
56170	Coltello a Y con asola rif. 00023001		LA = 40 LU = 105	30x14	40x8		56342
56810	Coltello diritto con asola		LA = LU = 104	30x14	40x6		
56209	Coltello a Y KL - KP rif. 00023004		LA = 47 LU = 117	20,5	40x8		
56765	Coltello 1/2 giro		LA = 60 LU = 147	25,5	50x10		
56769	RIVER 500 Coltello a Y rif. 00023024		LA = 40 LU = 150	20,5	40x8		
56213	Coltello Y tipo leggero rif.00023013		LA = 25 LU = 80	14,5	35x5	57126	
57096	Coltello stampato Y rif.00023043		LA = 40 LU = 150	25,5	60x8		
57097	Coltello con asola corto		LA = 40 LU = 95	35x17	40x8		
57098	Coltello Universale rif.30026038		LA = 90 LU = 225	16,5	60x8		
56402	Coltello Universale rif.30027218		LA = 90 LU = 225	25,5	60x8		
57099	Coltello diritto		LA = LU = 140	16,5	60x8		
55828	Coltello a Y rif.00023057		LA = 50 LU = 197	25,5	60x8	56323	

ZAPPE - COLTELLI - DENTI - LAME - MOLLE

Articoli adattabili alle seguenti marche:


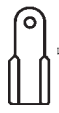


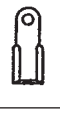






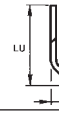


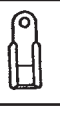


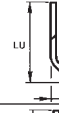






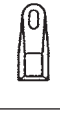


COLTELLI PER TRINCIA

ARTICOLO	DESCRIZIONE	DISEGNO	MISURE	FORO mm	PIATTO mm	BOCCOLA ARTICOLO	GRILLO ARTICOLO
PALLADINO							
56309	Coltello a Y		LA = 52 LU = 205	25,5	60x8		
57059	Coltello dritto		LA = LU = 204	25,5	60x8		
PEGORARO (FORT-PEGORARO)							
56309	Coltello Y 9119		LA = 52 LU = 205	25,5	60x8		
57059	Coltello dritto 9118		LA = LU = 204	25,5	60x8		
PERUGINI CONCEPT							
55825	Coltello tipo Y GT - MT		LA = 60 LU = 140	25,5	60x8	56584 56583 56325	
56206	Coltello a Y		LA = 45 LU = 120	16,5	40x8		
55313	Coltello a Y pesante		LA = 51 LU = 204	25,5	60x10	56584	
PERUZZO							
56402	Coltello Universale		LA = 95 LU = 230	25,4	60x8		
57100	Coltello con asola Y		LA = 26 LU = 103	30x14	30x4		
PRE.FER.							
55825	Coltello tipo Y Standard		LA = 60 LU = 147	25,5	60x8	56584 56583 56325	

ZAPPE - COLTELLI - DENTI - LAME - MOLLE

Articoli adattabili alle seguenti marche:

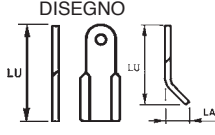
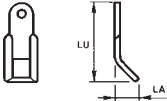
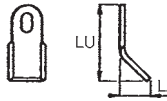
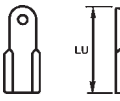
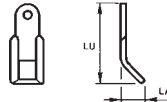
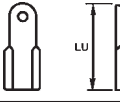
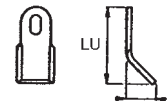
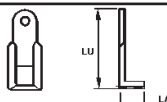
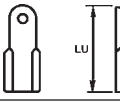
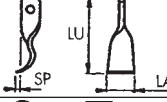

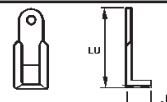
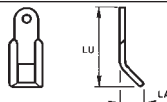
COLTELLI PER TRINCIA

ARTICOLO	DESCRIZIONE	DISEGNO		MISURE LA = LU =	FORO mm	PIATTO mm	BOCCOLA ARTICOLO	GRILLO ARTICOLO
								
PROCOMAS								
56334	Coltello a Y			LA = 48 LU = 125	16,5	40x6		
56333	Coltello a Y			LA = 55 LU = 140	25,5	60x6		
55825	Coltello Y			LA = 60 LU = 140	25,5	60x8	56584 56583 56325	
QUIVOGNE								
55312	Coltello diritto			LA = LU = 204	25,5	60x10		
55313	Coltello a Y 1052/91			LA = 46 LU = 205	25,5	60x10	56584	
56230	Coltello a L 1321/94			LA = 51 LU = 204	25,5	60x10		
56309	Coltello a Y			LA = 52 LU = 205	25,5	60x8		
RINIERI								
56213	Coltello Y tipo leggero			LA = 25 LU = 80	14,5	35x5	57126	
55825	Coltello Y			LA = 60 LU = 140	25,5	60x8	56584 56583 56325	
ROUSSEAU								
56336	Fleu-Courbe 5.254.02			LA = 36 LU = 140	14,5	40x5		
56337	5.254.22			LA = 41 LU = 101	14x26	40x5	56338	57119
56339	Universale 5.254.30			LA = 34 LU = 98	14x33	35x8	57128 56352	56347 57123
56197	Modello forgiato			LA = 30 LU = 100	13x30	35x8		56351

ZAPPE - COLTELLI - DENTI - LAME - MOLLE

Articoli adattabili alle seguenti marche:

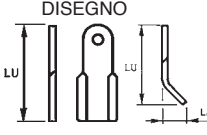
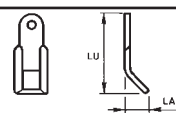
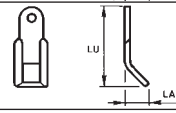
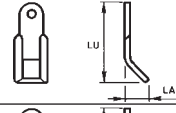
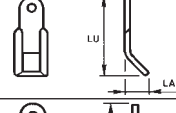
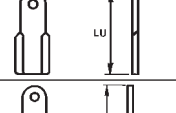
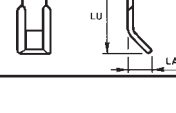
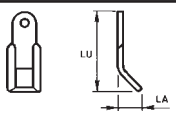
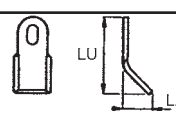
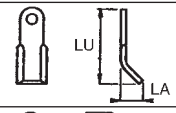
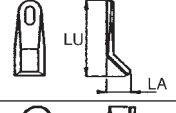
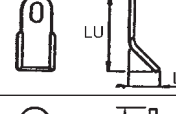
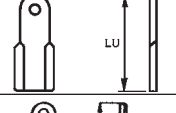

COLTELLI PER TRINCIA

ARTICOLO	DESCRIZIONE	DISEGNO 	MISURE LA = LU =	FORO mm	PIATTO mm	BOCCOLA ARTICOLO	GRILLO ARTICOLO
SANDRI - C.M.S.							
55825	Coltello Y		LA = 60 LU = 140	25,5	60x8	56584 56583 56325	
56170	Coltello con asola		LA = 40 LU = 105	30x14	40x8		56342
56766	Coltello dritto		LA = LU = 150	25,5	60x8	56583 56325 57132	
SEKO							
57101	Coltello Y		LA = 50 LU = 207	25,5	60x7		
57102	Coltello dritto		LA = LU = 207	25,5	60x7		
SEPPI							
57103	Coltello tipo Y Standard		LA = 33 LU = 85	30x20	45x6		
SICMA							
57104	Coltello a L tipo corto		LA = 70 LU = 120	25,5	60x8		
57105	Coltello dritto		LA = LU = 197	25,5	60x8		
57106	Sicma Dente		LA = LU = 195	25,5	50x8		
57107	Coltello dritto		LA = LU = 136	16,5	40x8		
SICMA (MIGLIANICO)							
56244	Coltello a L		LA = 60 LU = 197	25,5	60x8		
56227	Coltello a Y TLX		LA = 40 LU = 110	16,5	40x8		

ZAPPE - COLTELLI - DENTI - LAME - MOLLE

Articoli adattabili alle seguenti marche:

COLTELLI PER TRINCIA

ARTICOLO	DESCRIZIONE	DISEGNO 	MISURE LA = LU =	FORO mm	PIATTO mm	BOCCOLA ARTICOLO	GRILLO ARTICOLO
segue SICMA (MIGLIANICO)							
56228	Coltello a Y TVF		LA = 50 LU = 110	20,5	40x10		
55313	Coltello a Y TRP		LA = 51 LU = 204	25,5	60x10		
56211	Coltello a Y TRG		LA = 55 LU = 150	25,5	60x10	56740	
56213	Coltello a Y TA		LA = 25 LU = 80	14,5	35x5	57126	
57057	TRG Coltello dritto		LA = LU = 150	25,5	60x10		
55828	Coltello a Y TRP		LA = 50 LU = 197	25,5	60x8	56323	
SICMA (OSTRA VETERE)							
57093	Coltello a Y		LA = 53 LU = 130	16,5	45x8		
SMA							
56337	BG59 - BGC corto		LA = 41 LU = 101	14x26	40x5	56338	57119
56336	LAU		LA = 40 LU = 134	14,5	40x5		
56349	T 59 stampato		LA = 33 LU = 97	14x26	40x8		
56254	B659-C Coltello con asola tipo corto		LA = 40 LU = 82	30x14	40x5		
56768	665-C coltello con asola dritto		LA = LU = 82	30x14	40x5		
56339	Coltello forgiato		LA = 36 LU = 97	14x27	35x8	57128 56352	56347 57123

ZAPPE - COLTELLI - DENTI - LAME - MOLLE

Articoli adattabili alle seguenti marche:

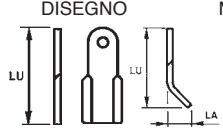
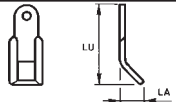
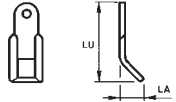
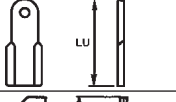
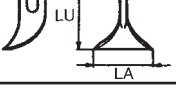
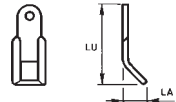
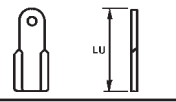
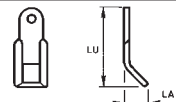
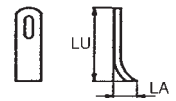
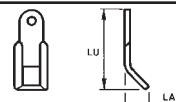
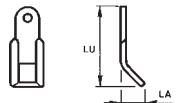
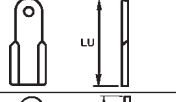
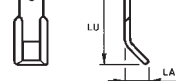
COLTELLI PER TRINCIA

ARTICOLO	DESCRIZIONE	DISEGNO	MISURE	FORO mm	PIATTO mm	BOCCOLA ARTICOLO	GRILLO ARTICOLO
Segue SMA							
56197	Spatola		LA = 30 LU = 101	30x13	35x8		56351
57108	Coltello stampato Y rif.SME6		LA = 92 LU = 95	32x15	40x6	56338	57119
SOVEMA							
55828	Coltello a Y universale		LA = 50 LU = 197	25,5	60x8		
56242	Coltello a Y con asola		LA = 40 LU = 90	30x14	40x6		56342
56244	Coltelli a 90° tipo lungo		LA = 55 LU = 190	25,5	60x8		
56246	Coltello a 90° tipo corto		LA = 70 LU = 120	16,5	50x10		
56247	Coltello a Y tipo corto		LA = 70 LU = 125	16,5	50x10		
56343	Coltello spatola		LA = 70 LU = 80	14x25	36x7		57125
57107	Coltello dritto		LA = LU = 136	16,5	40x8		
TAARUP							
56250	Coltello dritto 49 - 501 - 300		LA = LU = 215	29	65x7		
55832	Coltello a Y 50 - 507 - 000		LA = 47 LU = 215	29	65x7		
55829	Coltello a Y PATENT 40.882-300		LA = 42 LU = 148	14	75x7		

ZAPPE - COLTELLI - DENTI - LAME - MOLLE

Articoli adattabili alle seguenti marche:

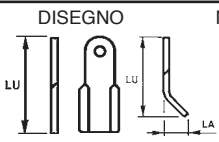
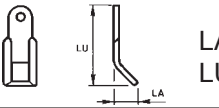
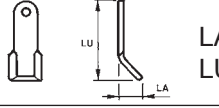
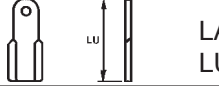
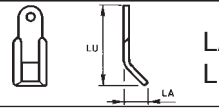
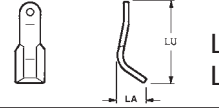
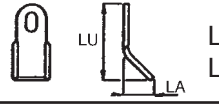

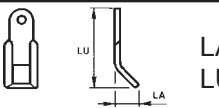
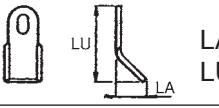
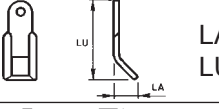
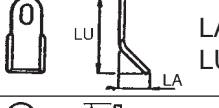
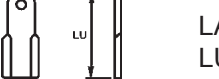
COLTELLI PER TRINCIA

ARTICOLO	DESCRIZIONE	DISEGNO 	MISURE LA = LU =	FORO mm	PIATTO mm	BOCCOLA ARTICOLO	GRILLO ARTICOLO
TERRANOVA							
56588	Coltello a Y tipo pesante		LA = 61 LU = 210	25,5	60x8		
56589	Coltello a Y tipo leggero		LA = 60 LU = 130	16,5	45x8		
56117	Coltello dritto tipo leggero		LA = LU = 135	16,5	45x8		
56343	Spatola		LA = 70 LU = 80	14x25	36x7		57125
TIERRE							
56211	Coltello a Y		LA = 55 LU = 150	25,5	60x10	56740	
57057	Coltello dritto		LA = LU = 150	25,5	60x10		
TORTELLA							
57093	VKD 210 coltello a Y		LA = 53 LU = 130	16,5	45x8		
TURNER							
56404	Coltello snodato		LA = 34 LU = 98	13x33	35x10		
UBALDI							
56213	Coltello Y		LA = 25 LU = 80	14,5	35x5	57126	
55825	Coltello Y		LA = 60 LU = 140	25,5	60x8	56584 56583 56325	
56766	Coltello dritto		LA = LU = 150	25,5	60x8	56583 56325 57132	
55313	Coltello a Y per trincia		LA = 51 LU = 204	25,5	60x10	56584	

ZAPPE - COLTELLI - DENTI - LAME - MOLLE

Articoli adattabili alle seguenti marche:

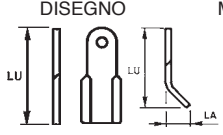
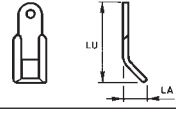
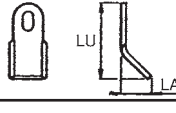
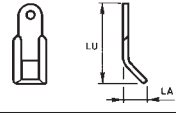
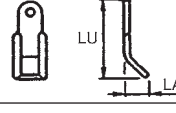

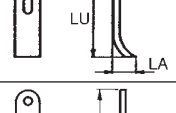
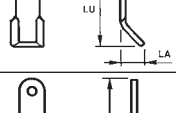
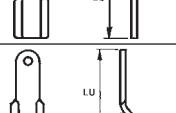
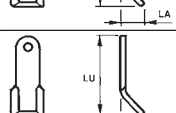
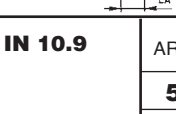
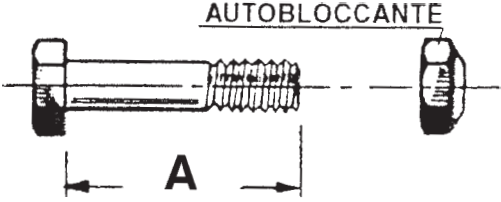
COLTELLI PER TRINCIA

ARTICOLO	DESCRIZIONE	DISEGNO	MISURE	FORO mm	PIATTO mm	BOCCOLA ARTICOLO	GRILLO ARTICOLO
segue UBALDI							
56234	Coltello a Y		LA = 40 LU = 135	16,5	40x8		
57109	Coltello a Y tipo leggero		LA = 58 LU = 176	25,5	60x10		
57110	Coltello Y leggero		LA = 50 LU = 145	20,5	50x8		
57111	Coltello dritto leggero		LA = LU = 145	20,5	50x8		
VIGOLO							
55828	Coltello Y		LA = 80 LU = 197	25,5	60x8		
55310	Coltello universale F150		LA = 66 LU = 245	25,5	60x8		
55972	Coltello con asola		LA = 40 LU = 80	26x14	40x5		56400 57125
VOTEX							
56404	Coltello snodato		LA = 34 LU = 98	13x33	35x10		56351
ZAMPINI							
55825	Coltello Y		LA = 60 LU = 140	25,5	60x8	56584 56583 56325	
56169	Coltello con asola		LA = 45 LU = 80	30x14	40x8	56338	56342
56234	Coltello a Y		LA = 40 LU = 135	16,5	40x8		
56254	Coltello a Y con asola		LA = 40 LU = 82	30x14	40x5	56338	57119 57121 56342
56768	Coltello con asola dritto		LA = LU = 82	30x14	40x5		56342

ZAPPE - COLTELLI - DENTI - LAME - MOLLE

Articoli adattabili alle seguenti marche:


































COLTELLI PER TRINCHIA

ARTICOLO	DESCRIZIONE	DISEGNO 	MISURE LA = LU =	FORO mm	PIATTO mm	BOCCOLA ARTICOLO	GRILLO ARTICOLO
ZANON							
56209	Coltello universale		LA = 47 LU = 117	20,5	40x8	57127	
56169	Coltello con asola		LA = 45 LU = 80	30x14	40x8	56338	56342
ZAPPATOR							
56251	Coltello a Y tipo corto		LA = 70 LU = 115	20,5	60x10		
56252	Coltello a Y tipo lungo		LA = 55 LU = 150	20,5	60x10		
56254	Coltello a Y con asola		LA = 40 LU = 82	30x14	40x5	56338	57119 57121 56342
56404	Coltello snodato		LA = 34 LU = 98	13x33	35x10		
57091	TL coltello Y tipo leggero		LA = 57 LU = 180	20,5	50x10		
57112	Coltello dritto		LA = LU = 120	20,5	35x4		
57113	Coltello Y tipo leggero		LA = 57 LU = 180	20,5	50x10		
57114	H00TC coltello Y		LA = 57 LU = 180	20,5	50x10		
BULLONI COMPLETI PER COLTELLI TRINCHIA IN 10.9 BOULONS COMPLETS POUR COUTEAUX HACHEUSE EN 10.9 COMPLETE BOLTS FOR CUTTER-KNIVES IN 10.9 BOLZEN FÜR MESSER DES GESTRÜPPSCHNEIDERS IN 10.9 PERNOS COMPLETOS POR CUCHILLAS TRINCHA EN 10.9				ARTICOLO	MISURA	A	APPLICAZIONE
				56592	M12x1,75	55	BRUNI 1° tipo
				56593	M12x1,75	65	BRUNI 2° tipo
				56594	M12x1,75	90	FERRI
				56199	7/16" (11,1)	84	ROUSSEAU-SMA-FERRI-MALETTI
				56595	7/16" (11,1)	62	ZAPPATOR-ROUSSEAU-SMA-FERRI
				56596	M16x2	60	ORSI
				56597	M16x2	75	FERRI

ZAPPE - COLTELLI - DENTI - LAME - MOLLE

Articoli adattabili alle seguenti marche:





















BOCCOLE

ARTICOLO	DESCRIZIONE			
57126	Boccola			Ø INTERNO = 8,2 mm Ø ESTERNO = 14 mm ALTEZZA = 28,8 mm
56740	Boccola			Ø INTERNO = 16,5 mm Ø ESTERNO = 25 mm ALTEZZA = 47 mm
57127	Boccola			Ø INTERNO = 14,5 mm Ø ESTERNO = 20 mm ALTEZZA = 18 mm
57128	Boccola			Ø INTERNO = 16,5 mm Ø ESTERNO = 24 mm ALTEZZA = 21 mm
56316	Boccola			Ø INTERNO = 12 mm Ø ESTERNO = 20,2 mm ALTEZZA = 12 mm
57129	Boccola			Ø INTERNO = 30 mm Ø ESTERNO = 55 mm ALTEZZA = 10 mm
57130	Boccola			Ø INTERNO = 20,5 mm Ø ESTERNO = 28 mm ALTEZZA = 42 mm
57131	Boccola			Ø INTERNO = 14,5 mm Ø ESTERNO = 25 mm ALTEZZA = 23 mm
56584	Boccola			Ø INTERNO = 25,3 mm Ø ESTERNO = 51 mm ALTEZZA = 13,4 mm
56323	Boccola			Ø INTERNO = 17 mm Ø ESTERNO = 25 mm ALTEZZA = 19 mm
56583	Boccola			Ø INTERNO = 13 mm Ø ESTERNO = 25 mm ALTEZZA = 63 mm
56587	Rondella			Ø INTERNO = 13 mm Ø ESTERNO = 35 mm ALTEZZA = 8 mm
56586	Distanziale alto			Ø INTERNO = 25,5 mm Ø ESTERNO = 40 mm ALTEZZA = 27 mm
56324	Boccola			Ø INTERNO = 17 mm Ø ESTERNO = 25 mm ALTEZZA = 28 mm
56325	Boccola			Ø INTERNO = 17 mm Ø ESTERNO = 25 mm ALTEZZA = 44 mm
56338	Distanziale			Ø INTERNO = 12 mm Ø ESTERNO = 20 mm ALTEZZA = 26 mm
57132	Distanziale			Ø INTERNO = 25,3 mm Ø ESTERNO = 51 mm ALTEZZA = 9,4 mm



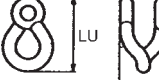
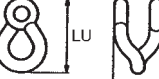


ZAPPE - COLTELLI - DENTI - LAME - MOLLE

Articoli adattabili alle seguenti marche:

segue BOCCOLE

ARTICOLO	DESCRIZIONE			
56590	Boccola			Ø INTERNO = 25,5 mm Ø ESTERNO = 35 mm ALTEZZA = 54 mm
56335	Boccola			Ø INTERNO = 17 mm Ø ESTERNO = 25 mm ALTEZZA = 13 mm
57133	Boccola			Ø INTERNO = 20 mm Ø ESTERNO = 12 mm ALTEZZA = 22 mm
56352	Distanziale			Ø INTERNO = 12,5 mm Ø ESTERNO = 20 mm ALTEZZA = 26 mm
55831	Boccola			Ø INTERNO = 20,5 mm Ø ESTERNO = 28 mm ALTEZZA = 40 mm
56319	Boccola			Ø INTERNO = 12,5 mm Ø ESTERNO = 20 mm ALTEZZA = 16 mm
56582	Rondella			Ø INTERNO = 20,2 mm Ø ESTERNO = 30 mm ALTEZZA = 6 mm
56346	Boccola			Ø INTERNO = 31 mm Ø ESTERNO = 42 mm ALTEZZA = 13 mm
56350	Distanziale			Ø INTERNO = 29 mm Ø ESTERNO = 35 mm ALTEZZA = 13 mm
56585	Distanziale basso			Ø INTERNO = 25,5 mm Ø ESTERNO = 40 mm ALTEZZA = 14 mm





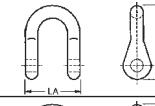
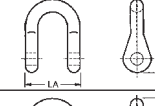
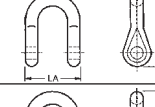
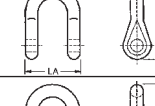
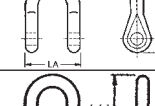





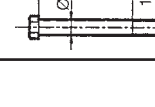
GRILLI

ARTICOLO	DESCRIZIONE		MISURE		FORO mm	PIATTO mm	NOTE
			LA =	LU =			
56347	Cavallotto		LA = 49	LU = 72	16,5	Ø 14	
56351	Cavallotto Girato		LA = 48	LU = 63	11,5	Ø 11	
56322	Cavallotto		LA = 49	LU = 73	15	Ø 13	
57119	Grillo fissaggio		LA = 48	LU = 65	11,5	Ø 11	
57120	Grillo girato		LA = 48	LU = 63	12,5	Ø 11	

ZAPPE - COLTELLI - DENTI - LAME - MOLLE

Articoli adattabili alle seguenti marche:

segue GRILLI


ARTICOLO	DESCRIZIONE	MISURE	FORO mm	PIATTO mm	NOTE
		 LA = LU =			
57121	Grillo fissaggio	 LA = 44 LU = 65	11,5	Ø 11	
56400	Grillo fissaggio	 LA = 34 LU = 64	12,5	Ø 10	
56342	Grillo fissaggio	 LA = 48 LU = 63	12,5	Ø 11	
57122	Grillo fissaggio	 LA = 49 LU = 72	14,5	Ø 13	
56812	Grillo fissaggio	 LA = 49 LU = 72	16,5	Ø 13	
56347	Grillo fissaggio	 LA = 49 LU = 66	11,5	Ø 11	
57123	Grillo fissaggio	 LA = 49 LU = 70	11,5	Ø 14	
57124	Grillo fissaggio	 LA = 49 LU = 72	15,5	Ø 14	
57125	Grillo fissaggio	 LA = 42 LU = 46	9	Ø 8	
56347	Cavallotto	 LA = 48 LU = 63	11,5	Ø 11	
56342	Cavallotto	 LA = 48 LU = 63	12,5	Ø 11	
56351	Cavallotto Girato	 LA = 48 LU = 63	11,5	Ø 11	
55830	Brida	 LA = LU = 103	14,5	35X8	
56199	Vite 7/16 x 84 5.952.24				

ZAPPE - COLTELLI - DENTI - LAME - MOLLE

Articoli adattabili alle seguenti marche:

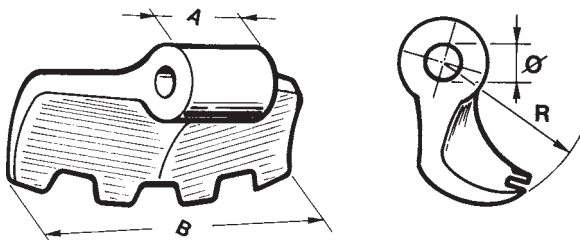
MAZZE TRINCIAMENTI

MARTEAUX DE BROyeurs - STICKS SEEDS-CUTTINGS - ZWICKSTIFTESCHNEIDEMASCHINE - MAZAS DESMENUZADORAS DE SEMILLA

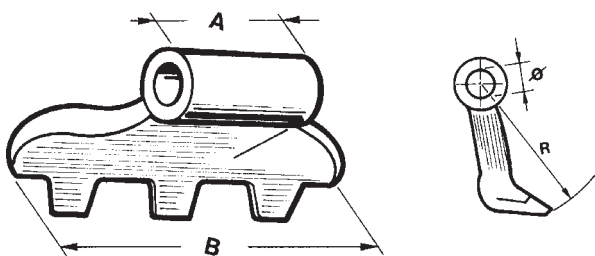


ARTICOLO	A mm	B mm	Ø FORO mm	R mm	PESO kg	APPLICAZIONI
56255	70	170	16,5	88	1,90	FISCHER - CHABAS - ROTORAM - VOTEX - HMF
56178	70	195	16,5	88	2,15	S.C.A.I. - CABE - AEDES - ROTORAM
55452	70	195	20,5	88	2,15	S.C.A.I. - CABE
55450	60	150	20,5	88	1,85	COSMAG - GESTIN - RINIERI - SAUERBURGER
55932	75	200	20,5	100	2,10	ROSATELLO - PERFECT
56791	74	100	18,5	100	1,25	DRAGONE
56807	40	137	16,5	95	1,80	BERTI PESANTE
56779	74	100	16,5	100	1,25	DRAGONE

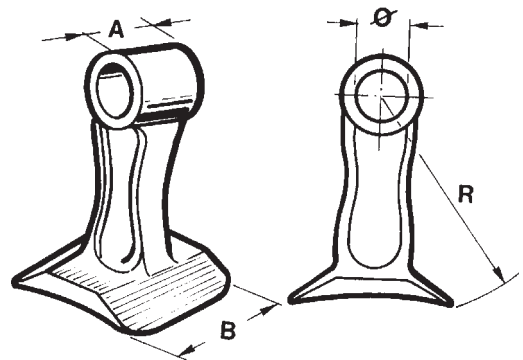
ARTICOLO	A mm	B mm	Ø FORO mm	R mm	PESO kg	APPLICAZIONI
55915	70	180	16,5	100	2,30	FERRI
55918	55	150	16,5	100	1,50	FALCONERO-SICMA-AGRIMASTER-MURATORI-ZAPPATOR
56182	55	150	20,5	100	1,70	FALCONERO-SICMA-AGRIMASTER-MURATORI-ORSI-UBALDI-ZANON
55507	40	120	14,5	90	1,10	ZANON
55919	40	120	16,5	90	1,10	SEPPI - TORTELLA
55449	40	120	20,5	90	1,10	CABE - ZAPPATOR
55920	40	120	16,5	110	1,35	SEPPI - KUHN - MALETTI - NOBILI - MASCHIO
55448	40	120	18,5	110	1,35	OMARV
55921	60	150	16,5	88	1,50	BERMATINGEN - HUMUS - SAURBUGER
56776	22	110	16,5	100	0,70	VIGOLO - OMARV
55473	22	110	20,5	100	0,70	PERFECT
56183	22	110	25,5	100	0,70	MURATORI
55922	40	140	16,5	95	1,60	BREVIGLIERI - VIGOLO - MASCHIO
55447	40	140	18,5	95	1,60	MEAAT
56598	40	115	16,5	105	1,24	MASCHIO - KVERNELAND
56788	50	114	26,0	171,5	1,42	KUHN - BECCHIO
56790	40	137	16,5	100	1,15	BERTI - MUTHING - TORTELLA
56793	36	115	16,5	110	1,18	NOBILI - KUHN
56794	60	150	20,5	88	1,45	BERMATINGEN - COSMAG - SICMA
56795	17	110	14,5	105	0,77	MURATORI
56796	13	78	16,5	75	0,28	DRAGONE MINI
56800	96	165	22,5	115	2,42	TORTELLA
56801	40	120	20,5	110	1,30	ZAPPATOR - SICMA - DESVOYS
56804	40	120	19,5	90	1,10	SICMA - AGRICOM - BECCHIO
56805	40	120	19,5	110	1,30	SICMA - AGRICOM - BECCHIO



ARTICOLO	A mm	B mm	Ø FORO mm	R mm	PESO kg	APPLICAZIONI
55451	70	165	16,5	88	1,50	FISCHER - VOTEX - CHABAS - ROTORAM - HMF
56164	70	165	20,5	88	1,50	FISCHER



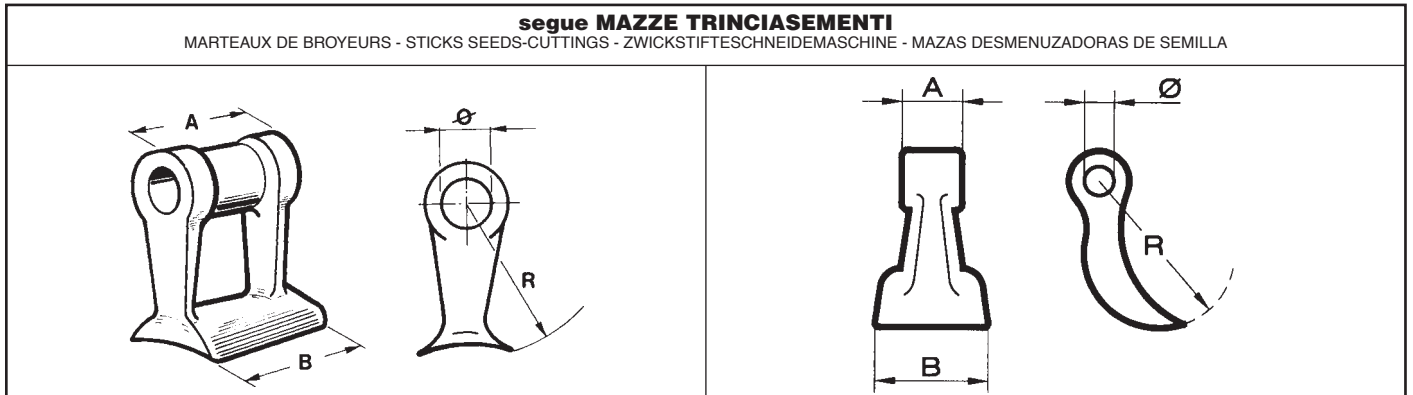
ARTICOLO	A mm	B mm	Ø FORO mm	R mm	PESO kg	APPLICAZIONI
55855	90	160	20,5	110	1,60	WILLIBALD - NOBILI - LIPA
56799	98	166	22,5	116	2,07	TORTELLA



ARTICOLO	A mm	B mm	Ø FORO mm	R mm	PESO kg	APPLICAZIONI
55935	42	80	25,5	115	1,20	FERRI


ZAPPE - COLTELLI - DENTI - LAME - MOLLE

Articoli adattabili alle seguenti marche:



ARTICOLO	A mm	B mm	Ø FORO mm	R mm	PESO kg	APPLICAZIONI	ARTICOLO	A mm	B mm	Ø FORO mm	R mm	PESO kg	APPLICAZIONI
55923	58	65	25,5	70	0,50	ROUSSEAU - NICOLAS - NOREMAT	56190	40	85	16,5	100	0,50	AGRIMASTER
56599	40	100	20,5	110	0,70	AGRIMASTER	56600	30	120	25,5	120	0,88	AGRIMASTER
56601	70	160	20,5	160	2,25	FACMA - AGRICOM	56802	40	95	16,5	95	0,62	SICMA
56803	10	85	14,5	100	0,38	MURATORI	56806	22	75	16,5	76	0,67	HMF - VIGOLO

ARTICOLO	A mm	B mm	Ø FORO mm	R mm	PESO kg	APPLICAZIONI	FIG.
56194	60	70	30,5	80	1,50	SEMPI - FAE - BERTI	1
56808	60	70	31	78	1,53	SEMPI	2
56809	78	80	36	115	3,04	SEMPI	2



ARTICOLO	A mm	B mm	Ø mm	C mm	D mm	PESO kg	APPLICAZIONI	ARTICOLO	A mm	B mm	Ø mm	C mm	R mm	PESO kg	APPLICAZIONI
56789	30	105	16,5	36,5	75	1,25	MERITANO	56792	51	88	26	60	180	2,17	NOBILI

SUPPORTO PER MAZZE TRINCIAMENTI
 SUPPORTS POUR MARTEAUX DE BROyeurs - SUPPORTS FOR STICK SEEDS-CUTTINGS - LAGER FÜR ZWICKSTIFTE-SCHNEIDEMASCHINE - SOPORTES PARA MAZAS DESMENEZADORAS DE SEMILLA

ARTICOLO	ARTICOLO	ARTICOLO
56494	56495	56496

BULLONI PER MAZZE TRINCIARAMI IN 10.9
 BOULONS POUR MASSUE COUPE-BRANCHES EN 10.9 - BOLTS FOR SHREDDER BRANCH-RAMS IN 10.9 - BOLZEN FÜR HAMMER DES ZWIGSCHNEIDERS IN 10.9 - PERNOS POR MARTILLOS TRINCHARAMAS EN 10.9

AUTOBLOCCANTE

ARTICOLO	MISURA	A	APPLICAZIONE
56602	M16x1,5	90	
56564	M16x1,5	100	
56603	M16x1,5	130	